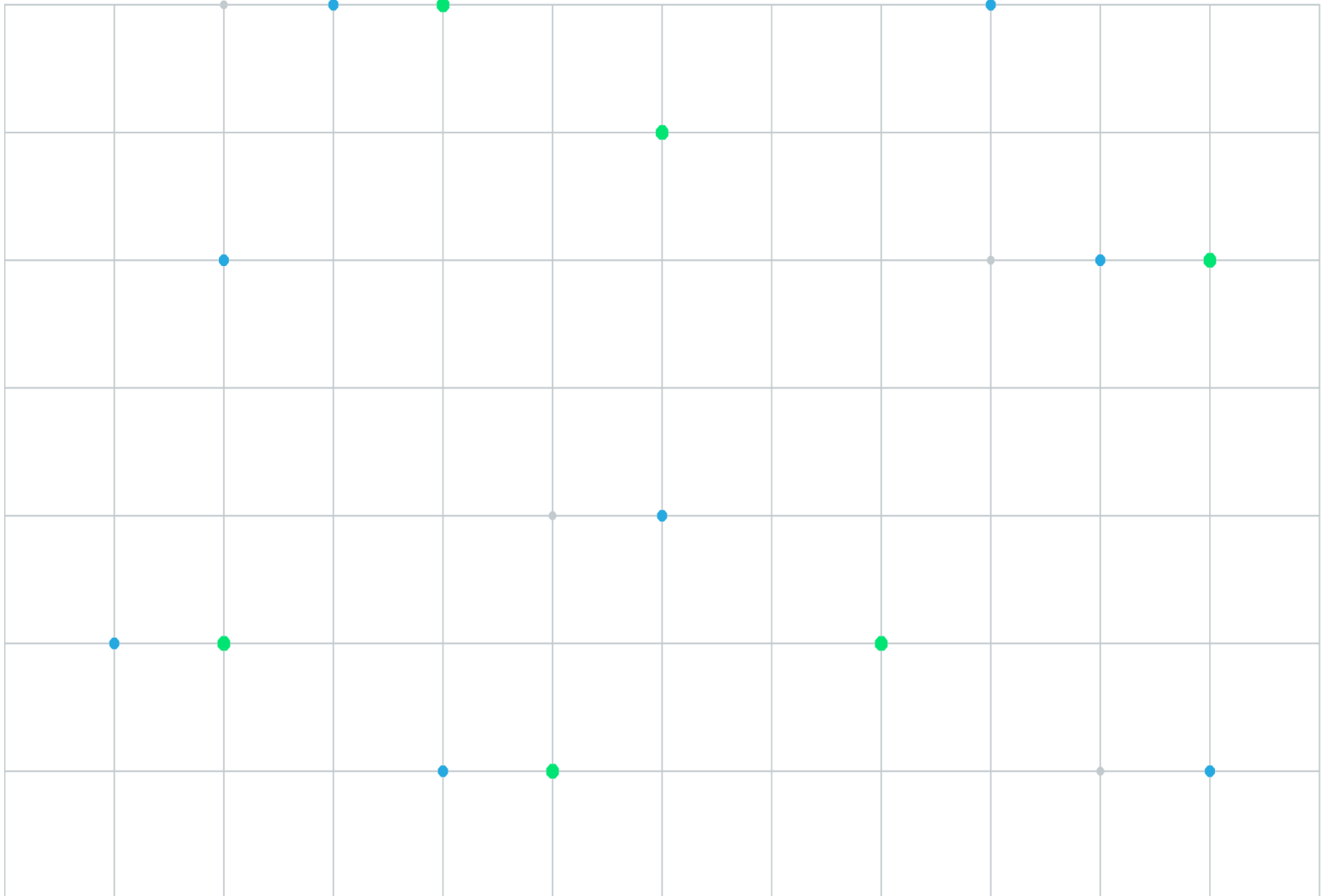


AutoCert+ Cancel on Behalf User Manual

11 October 2022



Disclaimer

Neither futures trading nor swaps trading are suitable for all investors, and each involves the risk of loss. Swaps trading should only be undertaken by investors who are Eligible Contract Participants (ECPs) within the meaning of Section 1a(18) of the Commodity Exchange Act. Futures and swaps each are leveraged investments and, because only a percentage of a contract's value is required to trade, it is possible to lose more than the amount of money deposited for either a futures or swaps position. Therefore, traders should only use funds that they can afford to lose without affecting their lifestyles and only a portion of those funds should be devoted to any one trade because traders cannot expect to profit on every trade. All examples discussed are hypothetical situations, used for explanation purposes only, and should not be considered investment advice or the results of actual market experience.

CME Group, the Globe Logo and CME are trademarks of Chicago Mercantile Exchange Inc. CBOT is a trademark of the Board of Trade of the City of Chicago, Inc. NYMEX is a trademark of New York Mercantile Exchange, Inc. COMEX is a trademark of Commodity Exchange, Inc. All other trademarks are the property of their respective owners.

The information within this manual has been compiled by CME Group for general purposes only. CME Group assumes no responsibility for any errors or omissions. Additionally, all examples in this manual are hypothetical situations, used for explanation purposes only, and should not be considered investment advice or the results of actual market experience. All matters pertaining to rules and specifications herein are made subject to and are superseded by official CME, CBOT and NYMEX rules. Current rules should be consulted in all cases concerning contract specifications.

Copyright © 2023 CME Group Inc. All rights reserved.

Table of Contents

Getting Started	4
What's New	5
Interview	6
Certification Tests	7
Cancel on Behalf using Order Cancel Request	8
Pre-Registered or On-Demand Format	8
Cancel on Behalf using Order Mass Action Request by Market Segment ID	10
Cancel on Behalf using Order Mass Action Request by Instrument Group	11
Cancel on Behalf using Order Mass Action Request by Instrument	13
Cancel on Behalf using Quote Cancellation by Instrument Level without Mass Quote Block	15
Pre-Registered or On-Demand Format	16
Cancel on Behalf using Quote Cancellation by Instrument Group Level without Mass Quote Block	17
Pre-Registered or On-Demand Format	17
Cancel on Behalf using Quote Cancellation by Quote Set ID Level without Mass Quote Block	18
Pre-Registered or On-Demand Format	18
SCancel on Behalf using Quote Cancellation by Cancel All Quotes without Mass Quote Block	19
Pre-Registered or On-Demand Format	20
Cancel on Behalf using Quote Cancellation by Instrument Group Level with Mass Quote Block	21
Pre-Registered or On-Demand Format	22
Cancel on Behalf using Quote Cancellation by Cancel All Quotes with Mass Quote Block	23
Pre-Registered or On-Demand Format	23
Cancel on Behalf using Quote Cancellation by Instrument Group Level with Mass Quote Unblock	24
Pre-Registered or On-Demand Format	25
Cancel on Behalf using Quote Cancellation by Cancel All Quotes with Mass Quote Unblock	26
Pre-Registered or On-Demand Format	27
Order Status Request with Cancel on Behalf	28
Pre-Registered or On-Demand Format	29



Getting Started

The AutoCert+ tool is an automated testing tool for validating application functionality. It provides an easy-to-use web interface for using CME Group certification scenarios.

To facilitate the process of connecting a customer application to CME Globex, CME Group provides a dedicated certification environment to allow customers to test their systems before completing certification.

The following apply to each iLink test case:

- The book is clear at the beginning of each test.
- After the instrument is selected, the instrument is locked until the test is completed.
- If you submit an incorrect response to any question in a test case, you must repeat the test case from the beginning.
- For partial or complete fills, assume CME Group creates the appropriate orders in the book.

 **Note:** If a test is not proceeding to the next step, selecting the Refresh button () below the test steps may resolve the issue.

The following procedures describe and illustrate the supplemental test cases for customer firms, that previously certified for iLink 3 Order Entry for Futures & Options, to use the Cancel on Behalf (COB) Globex functionality by performing certification to support this feature.

COB is optional functionality that allows iLink 3 client system sessions for Futures and Options on Futures markets to cancel orders and mass quotes from a different iLink 3 session under the same CME Globex Firm ID (GFID). iLink 3 client system sessions will also have the ability to block future mass quote submissions from a different iLink 3 session under the same CME Globex Firm ID (GFID).

COB functionality will only support iLink 3 sessions for Futures and Options on Futures markets.

To access and navigate AutoCert+:

1. [Log in](#) to the automated certification tool in the NR / CERT environment.
2. Review general AutoCert+ test suite [navigation](#) and [general interview](#) information.
3. Access the Cancel on Behalf test suite.

Use the AutoCert+ testing configuration menu to select the following:

- **Tester:** Automatically selected based on the logged in user
- **Company Name**
- **Market:** Futures & Options
- **Purpose:** Order Entry iLink 3
- **Application System:** Select the system to test
- **Test Suite:** Cancel on Behalf
- Select a **SenderComp**, then select **Assign**

Current Testing Configuration	
Tester:	Tom Tester
Company Name:	TradeCo
Market:	Futures & Options
Purpose:	Order Entry iLink 3
Application System:	Algo system1
Test Suite:	Cancel On Behalf
<p>NOTE: This test suite utilizes the NEWRELEASE environment.</p>	
Sendercomp:	Select Sendercomp ASSIGN
Type:	Automated Trading System
Category:	Broker System
1603:	11111
1604:	1
1605:	Varun
Test Suite Status:	
Pre-Certification Interview:	Complete
Test Suite Status:	Not Tested

- Complete the [Interview](#) for this test suite.
- Complete applicable [certification tests](#) in the New Release environment.
- Complete the certification process from the [Post Certification](#) tab.

What's New

The list below illustrates the updates made to the AutoCert+ Cancel on Behalf Help system.

Date	Topic	Description
September 12, 2022	All	initial release

Interview

The interview consists of a series of questions about your trading application(s). Based on your responses, certain tests are required and others are optional. You must complete the pre-certification interview before running the test cases.

 **To complete the interview:**

Answer each question, then click **Complete** when finished.

Proceed to the [Test Suite](#) and [Test Cases](#).

Interview | Test Suite | Test Case | Post Certification | Help

How does your application register Administrative Information ? (check all that apply)

- Pre-Registration (Service Gateway)
- On-Demand

Will your system support Cancel on Behalf using Order Cancel Request (MsgType 35=F) ?

- Yes
- No

Will your system support Cancel on Behalf using Order Mass Action Request (MsgType 35=CA) ?

- Yes
- No

Which Cancel on Behalf using Order Mass Action Request functionality does your system support ?

- Market Segment ID
- Instrument Group
- Instrument

Will your system support Cancel on Behalf using Quote Cancel without Mass Quote Block/Unblock ?(Please contact CSET to authorize your SenderCompID to Mass Quote AutoCert+ product group).

- Yes
- No

Which Cancel on Behalf using Quote Cancel functionality without Mass Quote Block will your system support ?

- All Quotes
- Instruments
- Instruments Groups
- Quote Set ID

Will your system support Cancel on Behalf using Quote Cancel with Mass Quote Block/Unblock ?(Please contact CSET to authorize your SenderCompID to Mass Quote AutoCert+ product group).

- Yes
- No

Which Cancel on Behalf using Quote Cancel functionality with Mass Quote Block will your system support ?

- All Quotes
- Instruments Groups

Please acknowledge that you are aware Cancel on Behalf using Quote Cancel by Instrument and Quote Set with Mass Quote Block will be rejected ?

- Acknowledge
- Not Acknowledge

Will your system support Order Status functionality ?

- Yes
- No

Complete

Certification Tests

Use and certify pre-registered **or** on-demand test(s) with information from the following:

- a. [Cancel on Behalf using Order Cancel Request](#)
- b. [Cancel on Behalf using Order Mass Action Request by Market Segment ID](#)
- c. [Cancel on Behalf using Order Mass Action Request by Instrument Group](#)
- d. [Cancel on Behalf using Order Mass Action Request by Instrument](#)
- e. [Cancel on Behalf using Quote Cancellation by Instrument Level without Mass Quote Block](#)
- f. [Cancel on Behalf using Quote Cancellation by Instrument Group Level without Mass Quote Block](#)
- g. [Cancel on Behalf using Quote Cancellation by Quote Set ID Level without Mass Quote Block](#)
- h. [Cancel on Behalf using Quote Cancellation by Cancel All Quotes without Mass Quote Block](#)
- i. [Cancel on Behalf using Quote Cancellation by Instrument Group Level with Mass Quote Block](#)
- j. [Cancel on Behalf using Quote Cancellation by Cancel All Quotes with Mass Quote Block](#)
- k. [Cancel on Behalf using Quote Cancellation by Instrument Group Level with Mass Quote Unblock](#)
- l. [Cancel on Behalf using Quote Cancellation by Cancel All Quotes with Mass Quote Unblock](#)
- m. [Order Status Request with Cancel on Behalf](#)

Cancel On Behalf Certification Tests					Retest	Flag	Status	Mandatory/Optional
a	Cancel on Behalf using Order Cancel Request for Pre-Registered Format				<input type="radio"/>		Not Tested	Mandatory
	Cancel on Behalf using Order Cancel Request for On-Demand Format				<input type="radio"/>		Not Tested	Mandatory
b	Cancel on Behalf using Order Mass Action Request by Market Segment ID for Pre-Registered Format				<input type="radio"/>		Not Tested	Mandatory
	Cancel on Behalf using Order Mass Action Request by Market Segment ID for On-Demand Format				<input type="radio"/>		Not Tested	Mandatory
c	Cancel on Behalf using Order Mass Action Request by Instrument Group for Pre-Registered Format				<input type="radio"/>		Not Tested	Mandatory
	Cancel on Behalf using Order Mass Action Request by Instrument Group for On-Demand Format				<input type="radio"/>		Not Tested	Mandatory
d	Cancel on Behalf using Order Mass Action Request by Instrument for Pre-Registered Format				<input type="radio"/>		Not Tested	Mandatory
	Cancel on Behalf using Order Mass Action Request by Instrument for On-Demand Format				<input type="radio"/>		Not Tested	Mandatory
e	Cancel on Behalf using Quote Cancellation by Instrument Level without Mass Quote Block for Pre-Registered Format				<input type="radio"/>		Not Tested	Mandatory
	Cancel on Behalf using Quote Cancellation by Instrument Level without Mass Quote Block for On-Demand Format				<input type="radio"/>		Not Tested	Mandatory
f	Cancel on Behalf using Quote Cancellation by Instrument Group Level without Mass Quote Block for Pre-Registered Format				<input type="radio"/>		Not Tested	Mandatory
	Cancel on Behalf using Quote Cancellation by Instrument Group Level without Mass Quote Block for On-Demand Format				<input type="radio"/>		Not Tested	Mandatory
g	Cancel on Behalf using Quote Cancellation by Quote Set ID Level without Mass Quote Block for Pre-Registered Format				<input type="radio"/>		Not Tested	Mandatory
	Cancel on Behalf using Quote Cancellation by Quote Set ID Level without Mass Quote Block for On-Demand Format				<input type="radio"/>		Not Tested	Mandatory

AutoCert+ Cancel on Behalf

h	Cancel on Behalf using Quote Cancellation by Cancel All Quotes without Mass Quote Block for Pre-Registered Format	<input type="radio"/>	Not Tested	Mandatory
	Cancel on Behalf using Quote Cancellation by Cancel All Quotes without Mass Quote Block for On-Demand Format	<input type="radio"/>	Not Tested	Mandatory
i	Cancel on Behalf using Quote Cancellation by Instrument Group Level with Mass Quote Block for Pre-Registered Format	<input type="radio"/>	Not Tested	Mandatory
	Cancel on Behalf using Quote Cancellation by Instrument Group Level with Mass Quote Block for On-Demand Format	<input type="radio"/>	Not Tested	Mandatory
j	Cancel on Behalf using Quote Cancellation by Cancel All Quotes with Mass Quote Block for Pre-Registered Format	<input type="radio"/>	Not Tested	Mandatory
	Cancel on Behalf using Quote Cancellation by Cancel All Quotes with Mass Quote Block for On-Demand Format	<input type="radio"/>	Not Tested	Mandatory
k	Cancel on Behalf using Quote Cancellation by Instrument Group Level with Mass Quote Unblock for Pre-Registered Format	<input type="radio"/>	Not Tested	Mandatory
	Cancel on Behalf using Quote Cancellation by Instrument Group Level with Mass Quote Unblock for On-Demand Format	<input type="radio"/>	Not Tested	Mandatory
l	Cancel on Behalf using Quote Cancellation by Cancel All Quotes with Mass Quote Unblock for Pre-Registered Format	<input type="radio"/>	Not Tested	Mandatory
	Cancel on Behalf using Quote Cancellation by Cancel All Quotes with Mass Quote Unblock for On-Demand Format	<input type="radio"/>	Not Tested	Mandatory
m	Order Status Request with Cancel on Behalf for Pre-Registered Format	<input type="radio"/>	Not Tested	Mandatory
	Order Status Request with Cancel on Behalf for On-Demand Format	<input type="radio"/>	Not Tested	Mandatory

REFRESH

Key: not tested corp.te pending failed

Cancel on Behalf using Order Cancel Request

The purpose of this test is to verify the client system can submit Cancel on Behalf using an Order Cancel Request message.

For the purposes of this test, the definition of an *Original SenderComp* represents the iLink session whose orders or Mass Quotes will be canceled. The definition of *On-Behalf SenderComp* is an additional iLink session that will submit the cancel requests.

▶ To access the Cancel on Behalf - Order Cancel Request test:

1. Select a **SenderComp** from the drop-down and select **ASSIGN** if an Instrument is not already assigned.
2. From the **Instrument(s)** drop-down, **Select** the desired instrument if it is not already locked.

Test cases also require configuration of client system sessions using Category, IP and Port information provided on the AutoCert+ test screens.

3. Select the **START TEST** button.

Note: DO NOT select the START TEST button once the test is in progress. If a test is not proceeding to the next step, selecting the Refresh button (**REFRESH**) below the test steps may resolve the issue.

Pre-Registered or On-Demand Format

This test is used for both Pre-Registered and On-Demand formats. The below instructions show the Pre-Registered format.

▶ To run a Cancel on Behalf - Order Cancel Request test:

1. Over an Original SenderComp (Not the selected On-Behalf SenderComp), submit a [Limit Day Order](#) (35=D) message.
2. Receive and process an [Execution Report - New Order](#) message (35=8, 39=0).

Select (**Yes** or **No**) to indicate whether the *Execution Report - New Order* message was processed.

3. Over the selected On-Behalf SenderComp, submit an [Order Cancel Request](#) (35=F) to cancel the order in Step 1.
4. Over the selected On-Behalf SenderComp, receive and process the [Execution Report - Cancel](#) (35=8, 39=4) message.
5. Over the Original SenderComp, receive and process the [Execution Report - Cancel](#) message (35=8, 39=4).
Select (**Yes** or **No**) to indicate whether the [Execution Report - Cancel](#) message was processed.

Current Testing Configuration

<p>Tester: Tom Tester</p> <p>Company Name: <input type="text" value="QA"/></p> <p>Market: <input type="text" value="Futures & Options"/></p> <p>Purpose: <input type="text" value="Order Entry iLink 3"/></p> <p>Application System: <input type="text" value="10215 - 1"/></p> <p>Test Suite: <input type="text" value="Cancel On Behalf"/></p> <p style="color: red; font-weight: bold;">NOTE: This test suite utilizes the NEWRELEASE environment.</p>	<p>Type: Automated Trading System</p> <p>Category: Broker System</p> <p>1603: 10215</p> <p>1604: 1</p> <p>1605: Varun</p>
---	---

Sendercomp: [A62SAT](#) [UNASSIGN](#)

Test Suite Status:

Pre-Certification Interview:	✔ Complete
Test Suite Status:	❌ Not Tested

Interview
Test Suite
Test Case
Post Certification
Help

Steps of the test: Cancel on Behalf using Order Cancel Request for Pre-Registered Format

This test could take up to several minutes. Please do not close the window during the test. Closing window/stopping test requires to rerun the test from step1.

Purpose

The purpose of this test is to verify the client system can submit Cancel on Behalf using Order Cancel Request message.

For the purposes of this test, the definition of an ?Original Sendercomp? represents the iLink session whose orders or Mass Quotes will be canceled. The definition of ?On-Behalf Sendercomp? is the iLink session that will be submitting the cancel requests.

Instrument(s): Select

Category	IP	Port
Incremental Feed A	222.0.0.111	11111
Incremental Feed B	222.0.1.111	11111
Snapshot MBP	222.0.1.111	11111
Snapshot MBO	222.0.1.222	11111
Instrument Replay	222.0.1.111	11111
TCP Replay	10.111.111.111	1111

Category	Link
Templates File:	templates_FixBinary.xml

Description	Flag	Status
1 Over an Original Sendercomp (Not the selected On-Behalf SenderComp), submit a Day Limit Order message. Receive and process Execution Report - New Order message (35=8, 39=0).	<input type="radio"/>	Not Tested
2 Over the selected On-Behalf Sendercomp , submit an Order Cancel Request to cancel the order in Step 1.	<input type="radio"/>	Not Tested
3 Over the selected On-Behalf Sendercomp , receive and process Execution Report - Cancel message.	<input type="radio"/>	Not Tested
4 Over the Original Sendercomp , receive and process Execution Report - Cancel message (35=8, 39=4).	<input type="radio"/>	Not Tested

Key: ● not tested ● complete ● pending ● failed

REFRESH

Cancel on Behalf using Order Mass Action Request by Market Segment ID

The purpose of this test is to verify that customer application can submit Cancel on Behalf using Order Mass Action Request (35=CA) to cancel working orders by Market Segment ID.

For the purposes of this test, the definition of an *Original SenderComp* represents the iLink session whose orders or Mass Quotes will be canceled. The definition of *On-Behalf SenderComp* is the iLink session that will submit the cancel requests.

▶ To access the Cancel on Behalf - Order Mass Action Request by Market Segment ID test:

1. Select a **SenderComp** from the drop-down and select **ASSIGN** if an Instrument is not already assigned.
2. From the **Instrument(s)** drop-down, **Select** the desired instrument if it is not already locked.

Test cases also require configuration of client system sessions using Category, IP and Port information provided on the AutoCert+ test screens.

3. Select the **START TEST** button.

Note: DO NOT select the START TEST button once the test is in progress. If a test is not proceeding to the next step, selecting the Refresh button (**REFRESH**) below the test steps may resolve the issue.

▶ To run a Cancel on Behalf - Order Mass Action Request by Market Segment ID test:

1. Over an Original SenderComp (Not the selected On-Behalf SenderComp), send a [Limit Day Order](#) (35=D) message for the selected dummy instrument.
2. Receive and process an [Execution Report - New Order](#) (35=8, 39=0).
Select (**Yes** or **No**) to indicate whether the *Execution Report - New Order* message was processed.
3. Over the Original SenderComp, send another [Limit Day Order](#) (35=D) message for the selected dummy instrument.
4. Receive and process [Execution Report - New Order](#) (35=8, 39=0).
Select (**Yes** or **No**) to indicate whether the *Execution Report - New Order* message was processed.
5. Over the selected On-Behalf SenderComp, send an [Order Mass Action](#) Request (35=CA) by Market Segment ID to cancel all Original SenderComp's orders.
6. Over the selected On-Behalf SenderComp, receive and process the [Order Mass Action Report](#) (35=BZ) - Accepted message.
7. Over the Original SenderComp, receive and process the [Order Mass Action Report](#) (35=BZ) - Accepted message (35=BZ, 1375=1).

Interview
Test Suite
Test Case
Post Certification
Help

Steps of the test: Cancel on Behalf using Order Mass Action Request by Market Segment ID for Pre-Registered Format

This test could take up to several minutes. Please do not close the window during the test. Closing window/stopping test requires to rerun the test from step1.

Purpose

The purpose of this test is to verify that customer application can submit Cancel on Behalf using Order Mass Action Request(35=CA) to cancel working orders by Market Segment ID.

For the purposes of this test, the definition of an *Original SenderComp* represents the iLink session whose orders or Mass Quotes will be canceled. The definition of *On-Behalf SenderComp* is the iLink session that will be submitting the cancel requests.

Selected Instrument(s): 0BFV2,0BFX2,0BCU2 - 605 Unlock

Category	IP	Port
Incremental Feed A	224.0.28.123	11638
Incremental Feed B	224.0.25.101	11738
Snapshot MBP	224.0.28.122	19638
Snapshot MBO	224.0.25.254	20637
Instrument Replay	224.0.28.123	16638
TCP Replay	N/A	N/A

Category	Link
Templates File:	templates_FixBinary.xml

Note: Press the Start Test button to start or restart a Test. Please do not press the Start Test button again if you are currently running this test. START TEST

Test Not Running

Description	Flag	Status
1 Over an <u>Original SenderComp</u> (Not the <u>selected On-Behalf SenderComp</u>), send a Limit Day Order message for the selected dummy instrument. Receive and process Execution Report - New Order (35=8, 39=0).	●	Not Tested
2 Over the <u>Original SenderComp</u> , send another Limit Day Order message for the selected dummy instrument. Receive and process Execution Report - New Order (35=8, 39=0).	●	Not Tested
3 Over the <u>selected On-Behalf SenderComp</u> , send an Order Mass Action Request (35=CA) by Market Segment ID to cancel all <u>Original SenderComp</u> 's orders.	●	Not Tested
4 Over the <u>selected On-Behalf SenderComp</u> , receive and process Order Mass Action Report (35=BZ) - Accepted message.	●	Not Tested
5 Over the <u>Original SenderComp</u> , receive and process Order Mass Action Report (35=BZ) - Accepted message (35=BZ, 1375=1).	●	Not Tested

Key: ● not tested ● complete ● pending ● failed

REFRESH

Cancel on Behalf using Order Mass Action Request by Instrument Group

The purpose of this test is to verify that customer application can submit Cancel on Behalf using Order Mass Action Request (35=CA) to cancel working orders by Instrument Group.



For the purposes of this test, the definition of an *Original SenderComp* represents the iLink session whose orders or Mass Quotes will be canceled. The definition of *On-Behalf SenderComp* is the iLink session that will submit the cancel requests.

▶ To access the Cancel on Behalf - Order Mass Action Request by Instrument Group test:

1. Select a **SenderComp** from the drop-down and select **ASSIGN** if an Instrument is not already assigned.
2. From the **Instrument(s)** drop-down, **Select** the desired instrument if it is not already locked.

Test cases also require configuration of client system sessions using Category, IP and Port information provided on the AutoCert+ test screens.

3. Select the **START TEST** button.

 **Note:** DO NOT select the START TEST button once the test is in progress. If a test is not proceeding to the next step, selecting the Refresh button () below the test steps may resolve the issue.

 **To run a Cancel on Behalf - Order Mass Action Request by Instrument Group test:**

1. Over an Original SenderComp (Not the selected On-Behalf SenderComp), send a [Limit Day Order](#) (35=D) message for one of the selected dummy instrument.
2. Receive and process an [Execution Report - New Order](#) (35=8, 39=0).
Select (**Yes** or **No**) to indicate whether the *Execution Report - New Order* message was processed.
3. Over the Original SenderComp, submit One Limit Day Orders for a different instrument and different instrument group than step [1](#).
4. Receive and process an [Execution Report - New Order](#) (35=8, 39=0).
Select (**Yes** or **No**) to indicate whether the *Execution Report - New Order* message was processed.
5. Over the selected On-Behalf SenderComp, send an [Order Mass Action](#) Request (35=CA) message by instrument Group for Original SenderComp submitted in step [1](#).
6. Over the selected On-Behalf SenderComp, receive and process the [Order Mass Action Report](#) (35=BZ) - Accepted message.
7. Over the Original SenderComp, receive and process the [Order Mass Action Report](#) (35=BZ) - Accepted message (35=BZ, 1375=1).
Select (**Yes** or **No**) to indicate whether the *Order Mass Action Report* message was processed.

Interview
Test Suite
Test Case
Post Certification
Help

Steps of the test: Cancel on Behalf using Order Mass Action Request by Instrument Group for Pre-Registered Format

This test could take up to several minutes. Please do not close the window during the test. Closing window/stopping test requires to rerun the test from step1.

Purpose

The purpose of this test is to verify that customer application can submit Cancel on Behalf using Order Mass Action Request(35=CA) to cancel working orders by Instrument Group.

For the purposes of this test, the definition of an ?Original Sendercomp? represents the iLink session whose orders or Mass Quotes will be canceled. The definition of ?On-Behalf Sendercomp? is the iLink session that will be submitting the cancel requests.

Selected Instrument(s): 0BFV2.0BFX2.0BCU2 - 605 Unlock

Category	IP	Port
Incremental Feed A	224.0.28.123	11638
Incremental Feed B	224.0.25.101	11738
Snapshot MBP	224.0.28.122	19638
Snapshot MBO	224.0.25.254	20637
Instrument Replay	224.0.28.123	16638
TCP Replay	N/A	N/A

Category	Link
Templates File:	templates_FixBinary.xml

Note: Press the Start Test button to start or restart a Test. Please do not press the Start Test button again if you are currently running this test.

START TEST

Test Not Running

Description	Flag	Status
1 Over an Original Sendercomp (Not the selected On-Behalf SenderComp), send a Limit Day Order message for one of the selected dummy instrument. Receive and process Execution Report - New Order (35=8, 39=0).	<input type="radio"/>	Not Tested
2 Over the Original Sendercomp , submit One Limit Day Orders for instrument different from step 1 of different instrument group. Receive and process Execution Report - New Order (35=8, 39=0).	<input type="radio"/>	Not Tested
3 Over the selected On-Behalf Sendercomp , send an Order Mass Action Request (35=CA) message by instrument Group for Original Sendercomp's orders submitted in step1.	<input type="radio"/>	Not Tested
4 Over the selected On-Behalf Sendercomp , receive and process Order Mass Action Report (35=BZ) - Accepted message.	<input type="radio"/>	Not Tested
5 Over the Original Sendercomp , receive and process Order Mass Action Report (35=BZ) - Accepted message (35=BZ, 1375=1).	<input type="radio"/>	Not Tested

Key: ● not tested ● complete ● pending ● failed

REFRESH

Cancel on Behalf using Order Mass Action Request by Instrument

The purpose of this test is to verify that customer application can submit Cancel on Behalf using Order Mass Action Request (35=CA) to cancel working orders by Instrument.



For the purposes of this test, the definition of an *Original SenderComp* represents the iLink session whose orders or Mass Quotes will be canceled. The definition of *On-Behalf SenderComp* is the iLink session that will submit the cancel requests.

▶ To access the Cancel on Behalf - Order Mass Action Request by Instrument test:

1. Select a **SenderComp** from the drop-down and select **ASSIGN** if an Instrument is not already assigned.
2. From the **Instrument(s)** drop-down, **Select** the desired instrument if it is not already locked.

Test cases also require configuration of client system sessions using Category, IP and Port information provided on the AutoCert+ test screens.

3. Select the **START TEST** button.

 **Note:** DO NOT select the START TEST button once the test is in progress. If a test is not proceeding to the next step, selecting the Refresh button () below the test steps may resolve the issue.

 **To run a Cancel on Behalf - Order Mass Action Request by Instrument test:**

1. Over an Original SenderComp (Not the selected On-Behalf SenderComp), send a [Limit Day Order](#) message for one of the selected dummy instrument.
2. Receive and process [Execution Report - New Order](#) (35=8, 39=0).
Select (**Yes** or **No**) to indicate whether the *Execution Report - New Order* message was processed.
3. Over the Original SenderComp, submit a second [Limit Day Order](#) for same instrument as step [1](#).
4. Receive and process Execution Report - New Order (35=8, 39=0).
Select (**Yes** or **No**) to indicate whether the *Execution Report - New Order* message was processed.
5. Over the selected On-Behalf SenderComp, submit an [Order Mass Action](#) Request (35=CA) message by instrument for Original SenderComp's orders submitted in step [1](#) and [2](#).
6. Over the selected On-Behalf SenderComp, receive and process the [Order Mass Action Report](#) (35=BZ, 1375=1).
7. Over the Original SenderComp, receive and process the [Order Mass Action Report](#) (35=BZ, 1375=1).
Select (**Yes** or **No**) to indicate whether the *Order Mass Action Report* message was processed.

Interview
Test Suite
Test Case
Post Certification
Help

Steps of the test: Cancel on Behalf using Order Mass Action Request by Instrument for Pre-Registered Format

This test could take up to several minutes. Please do not close the window during the test. Closing window/stopping test requires to rerun the test from step 1.

Purpose

The purpose of this test is to verify that customer application can submit Cancel on Behalf using Order Mass Action Request(35=CA) to cancel working orders by Instrument.

For the purposes of this test, the definition of an *Original SenderComp* represents the iLink session whose orders or Mass Quotes will be canceled. The definition of *On-Behalf SenderComp* is the iLink session that will be submitting the cancel requests.

Selected Instrument(s): 0BFV2,0BFX2,0BCU2 - 605 Unlock

Category	IP	Port
Incremental Feed A	224.0.28.123	11638
Incremental Feed B	224.0.25.101	11738
Snapshot MBP	224.0.28.122	19638
Snapshot MBO	224.0.25.254	20637
Instrument Replay	224.0.28.123	16638
TCP Replay	N/A	N/A

Category	Link
Templates File:	templates_FixBinary.xml

Note: Press the Start Test button to start or restart a Test. Please do not press the Start Test button again if you are currently running this test.

START TEST

Test Not Running

Description	Flag	Status
1 Over an Original SenderComp (Not the selected On-Behalf SenderComp), send a Limit Day Order message for one of the selected dummy instrument. Receive and process Execution Report - New Order (35=8, 39=0).	<input type="radio"/>	Not Tested
2 Over the Original SenderComp , submit a second Limit Day Orders for instrument same as step 1. Receive and process Execution Report - New Order (35=8, 39=0).	<input type="radio"/>	Not Tested
3 Over the selected On-Behalf SenderComp , submit Order Mass Action Request (35=CA) message by instrument for Original SenderComp's orders submitted in step 1 and 2.	<input type="radio"/>	Not Tested
4 Over the selected On-Behalf SenderComp , receive and process Order Mass Action Report (35=BZ) - Accepted message.	<input type="radio"/>	Not Tested
5 Over the Original SenderComp , receive and process Order Mass Action Report (35=BZ) - Accepted message (35=BZ, 1375=1).	<input type="radio"/>	Not Tested

Key: ● not tested ● complete ● pending ● failed

REFRESH

Cancel on Behalf using Quote Cancellation by Instrument Level without Mass Quote Block

The purpose of this test is to verify that the client system can submit and process Cancel on Behalf using Mass Quote Cancellations at Instrument level without Mass Quote Block.

For the purposes of this test, the definition of an *Original SenderComp* represents the iLink session whose orders or Mass Quotes will be canceled. The definition of *On-Behalf SenderComp* is the iLink session that will submit the cancel requests.

▶ To access the Cancel on Behalf - Quote Cancellation by Instrument Level without Mass Quote Block test:

1. Select a **SenderComp** from the drop-down and select **ASSIGN** if an Instrument is not already assigned.
2. From the **Instrument(s)** drop-down, **Select** the desired instrument if it is not already locked.

Test cases also require configuration of client system sessions using Category, IP and Port information provided on the AutoCert+ test screens.

3. Select the **START TEST** button.

Note: DO NOT select the START TEST button once the test is in progress. If a test is not proceeding to the next step, selecting the Refresh button (**REFRESH**) below the test steps may resolve the issue.

Pre-Registered or On-Demand Format

This test is used for both Pre-Registered and On-Demand formats. The below instructions show the Pre-Registered format.

To run a Cancel on Behalf - Quote Cancellation by Instrument Level without Mass Quote Block test:

1. Over an Original SenderComp (Not the selected On-Behalf SenderComp), submit a [Mass Quote](#) (35=i).
2. Receive and process [Mass Quote Acknowledgement](#) (35=b, 297=0).
Select (**Yes** or **No**) to indicate whether the Mass Quote Acknowledgement message was processed.
3. Over the selected On-Behalf SenderComp, submit an instrument level [Quote Cancel](#) (35=Z) message without Mass Quote Block for the Mass Quote submitted in Step 1.
4. Over the selected On-Behalf SenderComp, receive and process the [Quote Cancel Acknowledgement](#) (35=b, 297=1).
5. Over the Original SenderComp, receive and process the [Quote Cancel Acknowledgement](#) (35=b, 297=1).
Select (**Yes** or **No**) to indicate whether the Quote Cancel Acknowledgement message was processed.

Interview
Test Suite
Test Case
Post Certification
Help

Steps of the test: Cancel on Behalf using Quote Cancellation by Instrument Level without Mass Quote Block for Pre-Registered Format

This test could take up to several minutes. Please do not close the window during the test. Closing window/stopping test requires to rerun the test from step1.

Purpose

The purpose of this test is to verify that the client system can submit and process Cancel on Behalf using Mass Quote Cancellations at Instrument level without Mass Quote Block.

For the purposes of this test, the definition of an ?Original Sendercomp? represents the iLink session whose orders or Mass Quotes will be canceled. The definition of ?On-Behalf Sendercomp? is the iLink session that will be submitting the cancel requests.

Selected Instrument(s): 0ONU2 P2250,1ONU2 P1750,3ONU2 P2250 - 621 Unlock

Category	IP	Port
Incremental Feed A	222.0.0.111	11111
Incremental Feed B	222.0.1.111	11111
Snapshot MBP	222.0.1.111	11111
Snapshot MBO	222.0.1.222	
Instrument Replay	222.0.1.111	11111
TCP Replay	10.111.111.111	N/A

Category	Link
Templates File:	templates_FixBinary.xml

Note: Press the Start Test button to start or restart a Test. Please do not press the Start Test button again if you are currently running this test.

START TEST

Test Not Running

Description	Flag	Status
1 Over an Original Sendercomp (Not the selected On-Behalf SenderComp), submit a Mass Quote. Receive and process Mass Quote Acknowledgement (35=b, 297=0).	●	Not Tested
2 Over the selected On-Behalf Sendercomp , submit an instrument level Quote Cancel message without Mass Quote Block for the Mass Quote submitted in Step 1.	●	Not Tested
3 Over the selected On-Behalf Sendercomp , receive and process a Quote Cancel Acknowledgement.	●	Not Tested
4 Over the Original Sendercomp , receive and process a Quote Cancel Acknowledgement (35=b, 297=1).	●	Not Tested

Key: ● not tested ● complete ● pending ● failed

REFRESH

Cancel on Behalf using Quote Cancellation by Instrument Group Level without Mass Quote Block

The purpose of this test is to verify that the client system can submit and process Cancel on Behalf using Mass Quote Cancellations at Instrument Group level without Mass Quote Block.



For the purposes of this test, the definition of an *Original SenderComp* represents the iLink session whose orders or Mass Quotes will be canceled. The definition of *On-Behalf SenderComp* is the iLink session that will submit the cancel requests.

▶ To access the Cancel on Behalf - Quote Cancellation by Instrument Group Level without Mass Quote Block test:

1. Select a **SenderComp** from the drop-down and select **ASSIGN** if an Instrument is not already assigned.
2. From the **Instrument(s)** drop-down, **Select** the desired instrument if it is not already locked.

Test cases also require configuration of client system sessions using Category, IP and Port information provided on the AutoCert+ test screens.

3. Select the **START TEST** button.

 **Note:** DO NOT select the START TEST button once the test is in progress. If a test is not proceeding to the next step, selecting the Refresh button () below the test steps may resolve the issue.

Pre-Registered or On-Demand Format

This test is used for both Pre-Registered and On-Demand formats. The below instructions show the Pre-Registered format.

▶ To run a Cancel on Behalf - Quote Cancellation by Instrument Group Level without Mass Quote Block test:

1. Over an Original SenderComp (Not the selected On-Behalf SenderComp), submit a [Mass Quote](#) (35=i).
2. Receive and process a [Mass Quote Acknowledgement](#) (35=b, 297=0).
Select (**Yes** or **No**) to indicate whether the *Mass Quote Acknowledgement* message was processed.
3. Over the selected On-Behalf SenderComp, submit a [Quote Cancel](#) message without Mass Quote Block for the instrument group used in step [1](#).
4. Over the selected On-Behalf SenderComp, receive and process the [Quote Cancel](#) Acknowledgement.
5. Over the Original SenderComp, receive and process the [Quote Cancel Acknowledgement](#) (35=b, 297=3).
Select (**Yes** or **No**) to indicate whether the [Quote Cancel Acknowledgement](#) (35=b, 297=3) message was processed.

Interview
Test Suite
Test Case
Post Certification
Help

Steps of the test: Cancel on Behalf using Quote Cancellation by Instrument Group Level without Mass Quote Block for Pre-Registered Format

This test could take up to several minutes. Please do not close the window during the test. Closing window/stopping test requires to rerun the test from step 1.

Purpose

The purpose of this test is to verify that the client system can submit and process Cancel on Behalf using Mass Quote Cancellations at Instrument Group level without Mass Quote Block.

For the purposes of this test, the definition of an *Original SenderComp* represents the iLink session whose orders or Mass Quotes will be canceled. The definition of *On-Behalf SenderComp* is the iLink session that will be submitting the cancel requests.

Please assign a Sendercomp ID and make sure a valid instrument is selected to start certifying a test.

Description	Flag	Status
1	Over an Original SenderComp (Not the selected On-Behalf SenderComp), submit a Mass Quote. Receive and process Mass Quote Acknowledgement (35=b, 297=0).	● Not Tested
2	Over the selected On-Behalf SenderComp , submit a Quote Cancel message without Mass Quote Block for the instrument group used in step 1.	● Not Tested
3	Over the selected On-Behalf SenderComp , receive and process Quote Cancel Acknowledgement.	● Not Tested
4	Over the Original SenderComp , receive and process Quote Cancel Acknowledgement (35=b, 297=3).	● Not Tested

Key: ● not tested ● complete ● pending ● failed

REFRESH

Cancel on Behalf using Quote Cancellation by Quote Set ID Level without Mass Quote Block

The purpose of this test is to verify that the client system can submit and process Cancel on Behalf using Mass Quote Cancellations at the Quote Set ID level without Mass Quote Block.

For the purposes of this test, the definition of an *Original SenderComp* represents the iLink session whose orders or Mass Quotes will be canceled. The definition of *On-Behalf SenderComp* is the iLink session that will submit the cancel requests.

▶ **To access the Cancel on Behalf - Quote Cancellation by Quote Set ID Level without Mass Quote Block test:**

1. Select a **SenderComp** from the drop-down and select **ASSIGN** if an Instrument is not already assigned.
2. From the **Instrument(s)** drop-down, **Select** the desired instrument if it is not already locked.

Test cases also require configuration of client system sessions using Category, IP and Port information provided on the AutoCert+ test screens.

3. Select the **START TEST** button.

Note: DO NOT select the START TEST button once the test is in progress. If a test is not proceeding to the next step, selecting the Refresh button (REFRESH) below the test steps may resolve the issue.

Pre-Registered or On-Demand Format

This test is used for both Pre-Registered and On-Demand formats. The below instructions show the Pre-Registered format.

▶ **To run a Cancel on Behalf - Quote Cancellation by Quote Set ID Level without Mass Quote Block test:**

1. Over an Original SenderComp (Not the selected On-Behalf SenderComp), submit a [Mass Quote](#).
2. Receive and process [Mass Quote Acknowledgement](#) (35=b, 297=0).

Select (**Yes** or **No**) to indicate whether the Mass Quote Acknowledgement message was processed.

3. Over the selected On-Behalf SenderComp, submit a [Quote Cancel](#) (35=Z) message without Mass Quote Block using Quote Set ID submitted in Step 1.
4. Over the selected On-Behalf SenderComp, receive and process a [Quote Cancel Acknowledgement](#) (35=b, 297=100).
5. Over the Original SenderComp, receive and process a [Quote Cancel Acknowledgement](#) (35=b, 297=100). Select **(Yes or No)** to indicate whether the Quote Cancel Acknowledgement message was processed.

Interview
Test Suite
Test Case
Post Certification
Help

Steps of the test: Cancel on Behalf using Quote Cancellation by Quote Set ID Level without Mass Quote Block for Pre-Registered Format

This test could take up to several minutes. Please do not close the window during the test. Closing window/stopping test requires to rerun the test from step 1.

Purpose

The purpose of this test is to verify that the client system can submit and process Cancel on Behalf using Mass Quote Cancellations at the Quote Set ID level without Mass Quote Block.

For the purposes of this test, the definition of an *Original SenderComp* represents the iLink session whose orders or Mass Quotes will be canceled. The definition of *On-Behalf SenderComp* is the iLink session that will be submitting the cancel requests.

Selected Instrument(s): 0ONU2 P2250,1ONU2 P1750,3ONU2 P2250 - 621 Unlock

Category	IP	Port
Incremental Feed A	222.0.0.111	11111
Incremental Feed B	222.0.1.111	11111
Snapshot MBP	222.0.1.111	11111
Snapshot MBO	222.0.1.222	
Instrument Replay	222.0.1.111	11111
TCP Replay	10.111.111.111	N/A

Category	Link
Templates File:	templates_FixBinary.xml

Note: Press the Start Test button to start or restart a Test. Please do not press the Start Test button again if you are currently running this test. START TEST

Test Not Running

Description	Flag	Status
1	Over an Original SenderComp (Not the selected On-Behalf SenderComp), submit a Mass Quote. Receive and process Mass Quote Acknowledgement (35=b, 297=0).	● Not Tested
2	Over the selected On-Behalf SenderComp , submit an Quote Cancel message without Mass Quote Block using Quote Set ID submitted in Step 1.	● Not Tested
3	Over the selected On-Behalf SenderComp , receive and process a Quote Cancel Acknowledgement.	● Not Tested
4	Over the Original SenderComp , receive and process a Quote Cancel Acknowledgement (35=b, 297=100).	● Not Tested

Key: ● not tested ● complete ● pending ● failed

REFRESH



SCancel on Behalf using Quote Cancellation by Cancel All Quotes without Mass Quote Block

The purpose of this test is to verify that the client system can Cancel on Behalf using cancel all resting quotes without Mass Quote Block and receive and process a Quote Cancel Acknowledgement, including an instrument/instrument group with no resting quotes.

For the purposes of this test, the definition of an *Original SenderComp* represents the iLink session whose orders or Mass Quotes will be canceled. The definition of *On-Behalf SenderComp* is the iLink session that will submit the cancel requests.

▶ **To access the Cancel on Behalf - Quote Cancellation by Cancel All Quotes without Mass Quote Block test:**

1. Select a **SenderComp** from the drop-down and select **ASSIGN** if an Instrument is not already assigned.
2. From the **Instrument(s)** drop-down, **Select** the desired instrument if it is not already locked.
Test cases also require configuration of client system sessions using Category, IP and Port information provided on the AutoCert+ test screens.
3. Select the **START TEST** button.

 **Note:** DO NOT select the START TEST button once the test is in progress. If a test is not proceeding to the next step, selecting the Refresh button () below the test steps may resolve the issue.

Pre-Registered or On-Demand Format

This test is used for both Pre-Registered and On-Demand formats. The below instructions show the Pre-Registered format.

 **To run a Cancel on Behalf - Quote Cancellation by Cancel All Quotes without Mass Quote Block test:**

1. Over an Original SenderComp (Not the selected On-Behalf SenderComp), submit a [Mass Quote](#) (35=i).
2. Receive and process [Mass Quote Acknowledgement](#) (35=b, 297=0).
Select (**Yes** or **No**) to indicate whether the Mass Quote Acknowledgement message was processed.
3. Over the selected On-Behalf SenderComp, submit a [Quote Cancel All](#) (35=Z, 298=4) message without Mass Quote Block.
4. Over the selected On-Behalf SenderComp, receive and process Quote Cancel Acknowledgement.
5. Over the Original SenderComp, receive and process [Quote Cancel Acknowledgement](#) (35=b, 297=4).
Select (**Yes** or **No**) to indicate whether the Quote Cancel Acknowledgement message was processed.

Interview
Test Suite
Test Case
Post Certification
Help

Steps of the test: Cancel on Behalf using Quote Cancellation by Cancel All Quotes without Mass Quote Block for Pre-Registered Format

This test could take up to several minutes. Please do not close the window during the test. Closing window/stopping test requires to rerun the test from step 1.

Purpose

The purpose of this test is to verify that the client system can Cancel on Behalf using cancel all resting quotes without Mass Quote Block and receive and process a Quote Cancel Acknowledgement, including an instrument/instrument group with no resting quotes.

For the purposes of this test, the definition of an *Original SenderComp* represents the iLink session whose orders or Mass Quotes will be canceled. The definition of *On-Behalf SenderComp* is the iLink session that will be submitting the cancel requests.

Selected Instrument(s): 00NU2 P2250,1ONU2 P1750,3ONU2 P2250 - 621 Unlock

Category	IP	Port
Incremental Feed A	222.0.0.111	11111
Incremental Feed B	222.0.1.111	11111
Snapshot MBP	222.0.1.111	11111
Snapshot MBO	222.0.1.222	
Instrument Replay	222.0.1.111	11111
TCP Replay	10.111.111.111	N/A

Category	Link
Templates File:	templates_FixBinary.xml

Note: Press the Start Test button to start or restart a Test. Please do not press the Start Test button again if you are currently running this test.

START TEST

Test Not Running

Description	Flag	Status
1	Over an <u>Original SenderComp</u> (Not the <u>selected On-Behalf SenderComp</u>), submit a Mass Quote. Receive and process Mass Quote Acknowledgement (35=b, 297=0).	● Not Tested
2	Over the <u>selected On-Behalf SenderComp</u> , submit a Quote Cancel All message without Mass Quote Block.	● Not Tested
3	Over the <u>selected On-Behalf SenderComp</u> , receive and process Quote Cancel Acknowledgement.	● Not Tested
4	Over the <u>Original SenderComp</u> , receive and process Quote Cancel Acknowledgement (35=b, 297=4).	● Not Tested

Key: ● not tested ● complete ● pending ● failed

REFRESH

Cancel on Behalf using Quote Cancellation by Instrument Group Level with Mass Quote Block

The purpose of this test is to verify that the client system can submit and process Cancel on Behalf using Mass Quote Cancellations at Instrument Group level with Mass Quote Block.

For the purposes of this test, the definition of an *Original SenderComp* represents the iLink session whose orders or Mass Quotes will be canceled. The definition of *On-Behalf SenderComp* is the iLink session that will submit the cancel requests.

▶ **To access the Cancel on Behalf - Quote Cancellation by Instrument Group Level with Mass Quote Block test:**

1. Select a **SenderComp** from the drop-down and select **ASSIGN** if an Instrument is not already assigned.
2. From the **Instrument(s)** drop-down, **Select** the desired instrument if it is not already locked.

Test cases also require configuration of client system sessions using Category, IP and Port information provided on the AutoCert+ test screens.

3. Select the **START TEST** button.

Note: DO NOT select the START TEST button once the test is in progress. If a test is not proceeding to the next step, selecting the Refresh button (REFRESH) below the test steps may resolve the issue.

Pre-Registered or On-Demand Format

This test is used for both Pre-Registered and On-Demand formats. The below instructions show the Pre-Registered format.

To run a Cancel on Behalf - Quote Cancellation by Instrument Group Level with Mass Quote Block test:

1. Prior to selecting *Start Test*, ensure the selected SenderComp is not Blocked for Mass quotes.
After starting the test, over an Original SenderComp (Not the selected On-Behalf SenderComp), submit a [Mass Quote \(35=i\)](#) message.
2. Receive and process the [Mass Quote Acknowledgement \(35=b, 297=0\)](#) message.
Select (**Yes** or **No**) to indicate whether the Mass Quote Acknowledgement message was processed.
3. Over the selected On-Behalf SenderComp, submit a [Quote Cancel \(35=Z\)](#) message with Mass Quote Block for the instrument group used in Step 1.
4. Over the selected On-Behalf SenderComp, receive and process the [Quote Cancel Acknowledgement \(35=b, 297=3\)](#).
5. Over the Original SenderComp, receive and process the [Quote Cancel Acknowledgement \(35=b, 297=3\)](#).
Select (**Yes** or **No**) to indicate whether the Quote Cancel Acknowledgement message was processed.

Interview
Test Suite
Test Case
Post Certification
Help

Steps of the test: Cancel on Behalf using Quote Cancellation by Instrument Group Level with Mass Quote Block for Pre-Registered Format

This test could take up to several minutes. Please do not close the window during the test. Closing window/stopping test requires to rerun the test from step 1.

Purpose

The purpose of this test is to verify that the client system can submit and process Cancel on Behalf using Mass Quote Cancellations at Instrument Group level with Mass Quote Block.

For the purposes of this test, the definition of an ?Original Sendercomp? represents the iLink session whose orders or Mass Quotes will be canceled. The definition of ?On-Behalf Sendercomp? is the iLink session that will be submitting the cancel requests.

Selected Instrument(s): 00NU2 P2250,10NU2 P1750,30NU2 P2250 - 621 Unlock

Selected Second Instrument(s): 19 - 621 Unlock

Category	IP	Port
Incremental Feed A	222.0.0.111	11111
Incremental Feed B	222.0.1.111	11111
Snapshot MBP	222.0.1.111	11111
Snapshot MBO	222.0.1.222	
Instrument Replay	222.0.1.111	11111
TCP Replay	10.111.111.111	N/A

Category
Link

Templates File: [templates_FixBinary.xml](#)

Note: Press the Start Test button to start or restart a Test. Please do not press the Start Test button again if you are currently running this test. START TEST

Test Not Running

Description	Flag	Status
1 Prior to hitting Start Test, please ensure your Sendercomp is not Block for Mass quote. After starting the test, over an Original Sendercomp (Not the selected On-Behalf SenderComp), submit a Mass Quote. Receive and process Mass Quote Acknowledgement (35=b, 297=0).	<input type="radio"/>	Not Tested
2 Over the selected On-Behalf Sendercomp , submit a Quote Cancel message with Mass Quote Block for the instrument group used in Step 1.	<input type="radio"/>	Not Tested
3 Over the selected On-Behalf Sendercomp , receive and process Quote Cancel Acknowledgement.	<input type="radio"/>	Not Tested
4 Over the Original Sendercomp , receive and process Quote Cancel Acknowledgement (35=b, 297=3).	<input type="radio"/>	Not Tested

Key: ● not tested ● complete ● pending ● failed

REFRESH

Cancel on Behalf using Quote Cancellation by Cancel All Quotes with Mass Quote Block

The purpose of this test is to verify that the client system can Cancel on Behalf using cancel all resting quotes with Mass Quote Block and receive and process a Quote Cancel Acknowledgement, including an instrument / instrument group with no resting quotes.

For the purposes of this test, the definition of an "Original SenderComp" represents the iLink session whose orders or Mass Quotes will be canceled. The definition of "On-Behalf SenderComp" is the iLink session that will be submitting the cancel requests.

▶ To access the Cancel on Behalf - Quote Cancellation by Cancel All Quotes with Mass Quote Block test:

1. Select a **SenderComp** from the drop-down and select **ASSIGN** if an Instrument is not already assigned.
2. From the **Instrument(s)** drop-down, **Select** the desired instrument if it is not already locked.
Test cases also require configuration of client system sessions using Category, IP and Port information provided on the AutoCert+ test screens.
3. Select the **START TEST** button.

Note: DO NOT select the START TEST button once the test is in progress. If a test is not proceeding to the next step, selecting the Refresh button (**REFRESH**) below the test steps may resolve the issue.

Pre-Registered or On-Demand Format

This test is used for both Pre-Registered and On-Demand formats. The below instructions show the Pre-Registered format.

▶ To run a Cancel on Behalf - Quote Cancellation by Cancel All Quotes with Mass Quote Block test:

1. Prior to selecting *Start Test*, ensure the selected SenderComp is not Blocked for Mass quotes.
After starting the test, over an Original SenderComp (Not the selected On-Behalf SenderComp), submit a [Mass Quote](#) (35=i).
2. Receive and process the [Mass Quote Acknowledgement](#) (35=b, 297=0).
Select (**Yes** or **No**) to indicate whether the *Execution Report - Cancel* message was processed.
3. Over the selected On-Behalf SenderComp, submit a [Quote Cancel All](#) message with Mass Quote Block.
4. Over the selected On-Behalf SenderComp, receive and process [Quote Cancel Acknowledgement](#) (35=b, 297=4).
Select (**Yes** or **No**) to indicate whether the *Execution Report - Cancel* message was processed.
5. Over the Original SenderComp, receive and process [Quote Cancel Acknowledgement](#) (35=b, 297=4).
Select (**Yes** or **No**) to indicate whether the *Execution Report - Cancel* message was processed.

Interview
Test Suite
Test Case
Post Certification
Help

Steps of the test: Cancel on Behalf using Quote Cancellation by Cancel All Quotes with Mass Quote Block for Pre-Registered Format

This test could take up to several minutes. Please do not close the window during the test. Closing window/stopping test requires to rerun the test from step 1.

Purpose

The purpose of this test is to verify that the client system can Cancel on Behalf using cancel all resting quotes with Mass Quote Block and receive and process a Quote Cancel Acknowledgement, including an instrument/instrument group with no resting quotes.

For the purposes of this test, the definition of an *Original SenderComp* represents the iLink session whose orders or Mass Quotes will be canceled. The definition of *On-Behalf SenderComp* is the iLink session that will be submitting the cancel requests.

Selected Instrument(s): 0ONU2 P2250,1ONU2 P1750,3ONU2 P2250 - 621 Unlock

Selected Second Instrument(s): 19 - 621 Unlock

Category	IP	Port
Incremental Feed A	222.0.0.111	11111
Incremental Feed B	222.0.1.111	11111
Snapshot MBP	222.0.1.111	11111
Snapshot MBO	222.0.1.222	
Instrument Replay	222.0.1.111	11111
TCP Replay	10.111.111.111	N/A

Category
Link

Templates File: [templates_FixBinary.xml](#)

Note: Press the Start Test button to start or restart a Test. Please do not press the Start Test button again if you are currently running this test.

START TEST

Test Not Running

Description	Flag	Status
1	●	Not Tested
2	●	Not Tested
3	●	Not Tested
4	●	Not Tested

Key: ● not tested ● complete ● pending ● failed

REFRESH

Cancel on Behalf using Quote Cancellation by Instrument Group Level with Mass Quote Unblock

The purpose of this test is to verify that the client system can submit and process Cancel on Behalf using Mass Quote Cancellations at Instrument Group level with Mass Quote Block.

For the purposes of this test, the definition of an *Original SenderComp* represents the iLink session whose orders or Mass Quotes will be canceled. The definition of *On-Behalf SenderComp* is the iLink session that will submit the cancel requests.

▶ **To access the Cancel on Behalf - Quote Cancellation by Instrument Group Level with Mass Quote Unblock test:**

1. Select a **SenderComp** from the drop-down and select **ASSIGN** if an Instrument is not already assigned.
2. From the **Instrument(s)** drop-down, **Select** the desired instrument if it is not already locked.

Test cases also require configuration of client system sessions using Category, IP and Port information provided on the AutoCert+ test screens.

3. Select the **START TEST** button.

Note: DO NOT select the START TEST button once the test is in progress. If a test is not proceeding to the next step, selecting the Refresh button (**REFRESH**) below the test steps may resolve the issue.

Pre-Registered or On-Demand Format

This test is used for both Pre-Registered and On-Demand formats. The below instructions show the Pre-Registered format.

▶ To run a Cancel on Behalf - Quote Cancellation by Instrument Group Level with Mass Quote Unblock test:

1. Prior to selecting *Start Test*, ensure the selected SenderComp is not Blocked for Mass quotes.
After starting the test, over the selected Original SenderComp, submit a [Mass Quote](#) (35=i).
2. Over the selected Original SenderComp, receive and process [Mass Quote Acknowledgement](#) (35=b, 297=0) message.
Select (**Yes** or **No**) to indicate whether the Mass Quote Acknowledgement message was processed.
3. Over the selected Original SenderComp, submit a second [Mass Quote](#) (35=i) with quotes using a different instrument group than what was used in the first Mass Quote.
4. Over the selected Original SenderComp, receive and process [Mass Quote Acknowledgement](#) (35=b, 297=0) message.
Select (**Yes** or **No**) to indicate whether the Mass Quote Acknowledgement message was processed.
5. Over an On-Behalf SenderComp (Not the selected Original SenderComp), submit a [Quote Cancel](#) (35=Z) message with Mass Quote Block for the instrument group used in Step 1.
6. Receive and process the [Quote Cancel Acknowledgement](#) (35=b, 297=3) message.
Select (**Yes** or **No**) to indicate whether the Quote Cancel Acknowledgement message was processed.
7. Over the selected Original SenderComp, receive and process the [Quote Cancel Acknowledgement](#) (35=b, 297=3) message.
8. Over the selected Original SenderComp, submit a [Mass Quote](#) (35=i) using the same instrument group used in Step [1](#) with Mass Quote Unblock.
9. Over the Original SenderComp, receive and process [Mass Quote Acknowledgement](#) (35=b, 297=0).

Interview
Test Suite
Test Case
Post Certification
Help

Steps of the test: Cancel on Behalf using Quote Cancellation by Instrument Group Level with Mass Quote Unblock for Pre-Registered Format

This test could take up to several minutes. Please do not close the window during the test. Closing window/stopping test requires to rerun the test from step 1.

Purpose

The purpose of this test is to verify that the client system can submit and process Cancel on Behalf using Mass Quote Cancellations at Instrument Group level with Mass Quote Block.

For the purposes of this test, the definition of an ?Original Sendercomp? represents the iLink session whose orders or Mass Quotes will be canceled. The definition of ?On-Behalf Sendercomp? is the iLink session that will be submitting the cancel requests.

Selected Instrument(s): 0ONU2 P2250,1ONU2 P1750,3ONU2 P2250 - 621 Unlock

Selected Second Instrument(s): 19 - 621 Unlock

Category	IP	Port
Incremental Feed A	222.0.0.111	11111
Incremental Feed B	222.0.1.111	11111
Snapshot MBP	222.0.1.111	11111
Snapshot MBO	222.0.1.222	11111
Instrument Replay	222.0.1.111	11111
TCP Replay	10.111.111.111	1111

Category	Link
Templates File:	templates_FixBinary.xml

Note: Press the Start Test button to start or restart a Test. Please do not press the Start Test button again if you are currently running this test.

START TEST

Test Not Running

Description	Flag	Status
1	Prior to hitting Start Test, please ensure your Sendercomp is not Block for Mass quote. After starting the test, over the selected Original Sendercomp , submit a Mass Quote.	● Not Tested
2	Over the selected Original Sendercomp , receive and process Mass Quote Acknowledgement.	● Not Tested
3	Over the selected Original Sendercomp , submit a second Mass Quote with quotes using a different instrument group than what was used in the first Mass Quote.	● Not Tested
4	Over the selected Original Sendercomp , receive and process Mass Quote Acknowledgement.	● Not Tested
5	Over an On-Behalf Sendercomp (Not the selected Original SenderComp), submit a Quote Cancel message with Mass Quote Block for the instrument group used in Step 1. Receive and process Quote Cancel Acknowledgement (35=b, 297=3).	● Not Tested
6	Over the selected Original Sendercomp , receive and process Quote Cancel Acknowledgement.	● Not Tested
7	Over the selected Original Sendercomp , submit a Mass Quote using the same instrument group used in Step 1 with Mass Quote Unblock.	● Not Tested
8	Over the Original Sendercomp , receive and process Mass Quote Acknowledgement.	● Not Tested

Key: ● not tested ● complete ● pending ● failed

REFRESH

Cancel on Behalf using Quote Cancellation by Cancel All Quotes with Mass Quote Unblock

The purpose of this test is to verify that the client system can Cancel on Behalf using cancel all resting quotes with Mass Quote Block and receive and process a Quote Cancel Acknowledgement, including an instrument/instrument group with no resting quotes.

For the purposes of this test, the definition of an *Original SenderComp* represents the iLink session whose orders or Mass Quotes will be canceled. The definition of *On-Behalf SenderComp* is the iLink session that will submit the cancel requests.

▶ **To access the Cancel on Behalf - Quote Cancellation by Cancel All Quotes with Mass Quote Unblock test:**

1. Select a **SenderComp** from the drop-down and select **ASSIGN** if an Instrument is not already assigned.
2. From the **Instrument(s)** drop-down, **Select** the desired instrument if it is not already locked.
Test cases also require configuration of client system sessions using Category, IP and Port information provided on the AutoCert+ test screens.
3. Select the **START TEST** button.

Note: DO NOT select the START TEST button once the test is in progress. If a test is not proceeding to the next step, selecting the Refresh button (**REFRESH**) below the test steps may resolve the issue.

Pre-Registered or On-Demand Format

This test is used for both Pre-Registered and On-Demand formats. The below instructions show the Pre-Registered format.

▶ To run a Cancel on Behalf - Quote Cancellation by Cancel All Quotes with Mass Quote Unblock test:

1. Prior to selecting Start Test, ensure the selected SenderComp is not Blocked for Mass quotes.
After starting the test, over the selected Original SenderComp, submit a [Mass Quote](#) (35=i) message.
2. Over the selected Original SenderComp, receive and process the [Mass Quote Acknowledgement](#) (35=b, 297=0) message.
Select **(Yes or No)** to indicate whether the Mass Quote Acknowledgement message was processed.
3. Over the selected Original SenderComp, submit a second a [Mass Quote](#) (35=i) message with quotes using a different instrument group than the first Mass Quote (step [1](#)).
4. Over the selected Original SenderComp, receive and process the [Mass Quote Acknowledgement](#) (35=b, 297=0) message.
Select **(Yes or No)** to indicate whether the Mass Quote Acknowledgement message was processed.
5. Over the On-Behalf SenderComp (Not the selected Original SenderComp), submit a [Quote Cancel All](#) (35=Z, 298=4) message with Mass Quote Block.
6. Receive and process the [Quote Cancel Acknowledgement](#) (35=b, 297=4) message.
Select **(Yes or No)** to indicate whether the Quote Cancel Acknowledgement message was processed.
7. Over the Original SenderComp, receive and process the [Quote Cancel Acknowledgement](#) (35=b, 297=4) message.
Select **(Yes or No)** to indicate whether the Quote Cancel Acknowledgement message was processed.
8. Over the selected Original SenderComp, submit a [Mass Quote](#) (35=i) message using the same instrument group used in Step [1](#) with Mass Quote Unblock.
9. Over the selected Original SenderComp, receive and process [Mass Quote Acknowledgement](#) (35=b, 297=0) message.
10. Over the selected Original SenderComp, submit a Mass Quote from the same instrument group used in Step [3](#) with Mass Quote Unblock.
11. Over the selected Original SenderComp, receive and process [Mass Quote Acknowledgement](#) (35=b, 297=0) message.

Interview
Test Suite
Test Case
Post Certification
Help

Steps of the test: Cancel on Behalf using Quote Cancellation by Cancel All Quotes with Mass Quote Unblock for Pre-Registered Format

This test could take up to several minutes. Please do not close the window during the test. Closing window/stopping test requires to rerun the test from step1.

Purpose

The purpose of this test is to verify that the client system can Cancel on Behalf using cancel all resting quotes with Mass Quote Block and receive and process a Quote Cancel Acknowledgement, including an instrument/instrument group with no resting quotes.

For the purposes of this test, the definition of an "Original SenderComp" represents the iLink session whose orders or Mass Quotes will be canceled. The definition of "On-Behalf SenderComp" is the iLink session that will be submitting the cancel requests.

Selected Instrument(s): 0ONU2 P2250,1ONU2 P1750,3ONU2 P2250 - 621 Unlock

Selected Second Instrument(s): 19 - 621 Unlock

Category	IP	Port
Incremental Feed A	222.0.0.111	11111
Incremental Feed B	222.0.1.111	11111
Snapshot MBP	222.0.1.111	11111
Snapshot MBO	222.0.1.222	
Instrument Replay	222.0.1.111	11111
TCP Replay	10.111.111.111	N/A

Category	Link
Templates File:	templates_FixBinary.xml

Note: Press the Start Test button to start or restart a Test. Please do not press the Start Test button again if you are currently running this test.

START TEST

Test Not Running

Description	Flag	Status
1	Prior to hitting Start Test, please ensure your Sendercomp is not Block for Mass quote. After starting the test, over the <u>selected Original Sendercomp</u> , submit a Mass Quote.	● Not Tested
2	Over the <u>selected Original Sendercomp</u> , receive and process Mass Quote Acknowledgement.	● Not Tested
3	Over the <u>selected Original Sendercomp</u> , submit a second Mass Quote with quotes using a different instrument group than what was used in the first Mass Quote.	● Not Tested
4	Over the <u>selected Original Sendercomp</u> , receive and process Mass Quote Acknowledgement.	● Not Tested
5	Over the <u>On-Behalf Sendercomp</u> (Not the <u>selected Original SenderComp</u>), submit a Quote Cancel All message with Mass Quote Block. Receive and process Quote Cancel Acknowledgement (35=b, 297=4).	● Not Tested
6	Over the <u>Original Sendercomp</u> , receive and process Quote Cancel Acknowledgement.	● Not Tested
7	Over the <u>selected Original Sendercomp</u> , submit a Mass Quote using the same instrument group used in Step 1 with Mass Quote Unblock.	● Not Tested
8	Over the <u>selected Original Sendercomp</u> , receive and process Mass Quote Acknowledgement.	● Not Tested
9	Over the <u>selected Original Sendercomp</u> , submit a Mass Quote from the same instrument group used in Step 3 with Mass Quote Unblock.	● Not Tested
10	Over the <u>selected Original Sendercomp</u> , receive and process Mass Quote Acknowledgement.	● Not Tested

Key: ● not tested ● complete ● pending ● failed

REFRESH

Order Status Request with Cancel on Behalf

The Purpose of this test is to verify that customer application can submit Order Status Request (35=H) and receive Execution Report - Status (35=8, 150=I) when obtaining status for the order with Cancel on Behalf info.

For the purposes of this test, the definition of an "Original SenderComp" represents the iLink session whose orders or Mass Quotes will be canceled. The definition of "On-Behalf SenderComp" is the iLink session that will be submitting the cancel requests.

To access the Cancel on Behalf - Order Status Request with Cancel on Behalf test:

1. Select a **SenderComp** from the drop-down and select **ASSIGN** if an Instrument is not already assigned.
2. From the **Instrument(s)** drop-down, **Select** the desired instrument if it is not already locked.
Test cases also require configuration of client system sessions using Category, IP and Port information provided on the AutoCert+ test screens.
3. Select the **START TEST** button.

Note: DO NOT select the START TEST button once the test is in progress. If a test is not proceeding to the next step, selecting the Refresh button (**REFRESH**) below the test steps may resolve the issue.

Pre-Registered or On-Demand Format

This test is used for both Pre-Registered and On-Demand formats. The below instructions show the Pre-Registered format.

▶ To run a Cancel on Behalf - Order Status Request with Cancel on Behalf test:

1. Over an Original SenderComp (Not the selected On-Behalf SenderComp), submit a [Day Limit Order](#) (35=D) message.
2. Receive and process [Execution Report - New Order](#) message (35=8, 39=0).
Select (**Yes** or **No**) to indicate whether the *Execution Report - New Order* message was processed.
3. Over the selected On-Behalf SenderComp, submit an [Order Cancel Request](#) (35=F) to cancel the order in Step [1](#).
4. Over the selected On-Behalf SenderComp, receive and process [Execution Report - Cancel](#) (35=8, 39=4) message.
5. Over the Original SenderComp, receive and process [Execution Report - Cancel](#) message (35=8, 39=4).
Select (**Yes** or **No**) to indicate whether the *Execution Report - Cancel* message was processed.
6. Over the selected On-Behalf SenderComp, send an [Order Status Request](#) (35=H) message for the order in step [1](#).
7. Over the selected On-Behalf SenderComp, receive and process [Execution Report - Status](#) (35=8 & 150=I).
Select (**Yes** or **No**) to indicate whether the *Order Status Request* message was processed.
8. Over the Original SenderComp, send an [Order Status Request](#) (35=H) message for the order in step [1](#).
9. Receive and process [Execution Report - Status](#) (35=8 & 150=I).
Select (**Yes** or **No**) to indicate whether the *Order Status Request* message was processed.

Interview
Test Suite
Test Case
Post Certification
Help

Steps of the test: Order Status Request with Cancel on Behalf for Pre-Registered Format

This test could take up to several minutes. Please do not close the window during the test. Closing window/stopping test requires to rerun the test from step1.

Purpose

The Purpose of this test is to verify that customer application can submit Order Status Request (35=H) and receive Execution Report - Status (35=8, 150=I) when obtaining status for the order with Cancel on Behalf info.

For the purposes of this test, the definition of an ?Original Sendercomp? represents the iLink session whose orders or Mass Quotes will be canceled. The definition of ?On-Behalf Sendercomp? is the iLink session that will be submitting the cancel requests.

Selected Instrument(s): 0NDQ2,0NDG3,0NDQ2-0NDG3 - 604 Unlock

Category	IP	Port
Incremental Feed A	222.0.0.111	11111
Incremental Feed B	222.0.1.111	11111
Snapshot MBP	222.0.1.111	11111
Snapshot MBO	222.0.1.222	
Instrument Replay	222.0.1.111	11111
TCP Replay	10.111.111.111	N/A

Category
Link

Templates File: [templates_FixBinary.xml](#)

Note: Press the Start Test button to start or restart a Test. Please do not press the Start Test button again if you are currently running this test.

START TEST

Test Not Running

Description	Flag	Status
1 Over an <u>Original Sendercomp</u> (Not the <u>selected On-Behalf SenderComp</u>), submit a Day Limit Order message. Receive and process Execution Report - New Order message (35=8, 39=0).	<input type="radio"/>	Not Tested
2 Over the <u>selected On-Behalf Sendercomp</u> , submit an Order Cancel Request to cancel the order in Step 1.	<input type="radio"/>	Not Tested
3 Over the <u>selected On-Behalf Sendercomp</u> , receive and process Execution Report - Cancel message.	<input type="radio"/>	Not Tested
4 Over the <u>Original Sendercomp</u> , receive and process Execution Report - Cancel message (35=8, 39=4).	<input type="radio"/>	Not Tested
5 Over the <u>selected On-Behalf Sendercomp</u> , send an Order Status Request (35=H) message for the order in step 1.	<input type="radio"/>	Not Tested
6 Over the <u>selected On-Behalf Sendercomp</u> , receive and process Execution Report - Status (35=8 & 150=I).	<input type="radio"/>	Not Tested
7 Over the <u>Original Sendercomp</u> , send an Order Status Request (35=H) message for the order in step 1. Receive and process Execution Report - Status (35=8 & 150=I).	<input type="radio"/>	Not Tested

Key: ● not tested ● complete ● pending ● failed

REFRESH