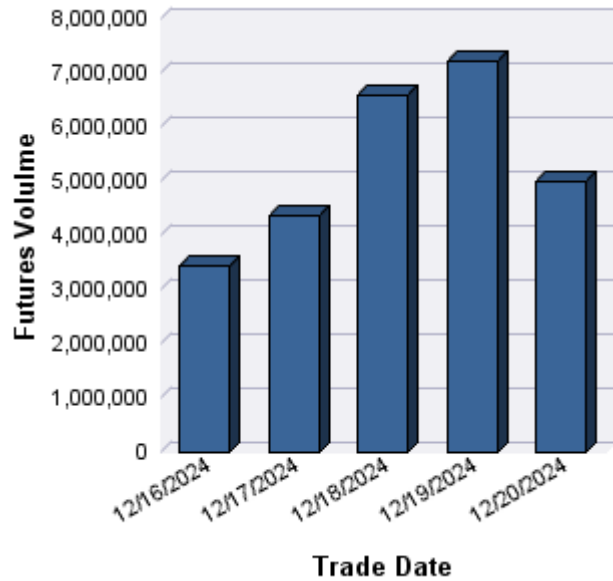


Treasury Market Update: Futures Market Overview

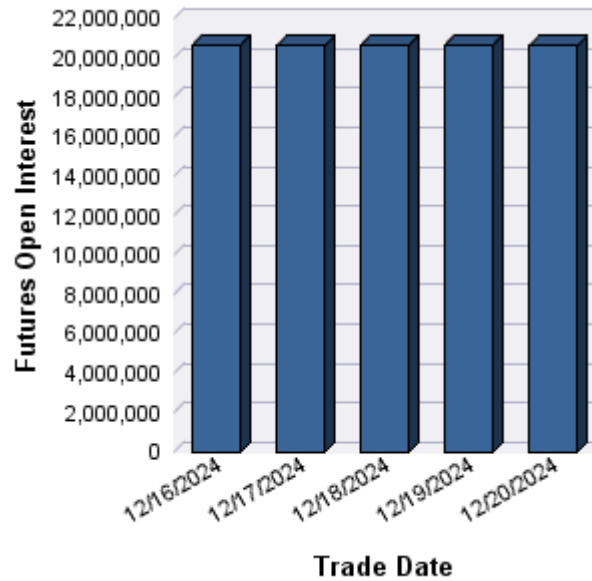


For questions or concerns regarding this report please contact Dave Reif at +1(312)648-3839

Treasury Futures Volume: Last 5 Trade Days



Treasury Futures OI: Last 5 Trade Days



Top Expirations Traded On: 12/20/2024

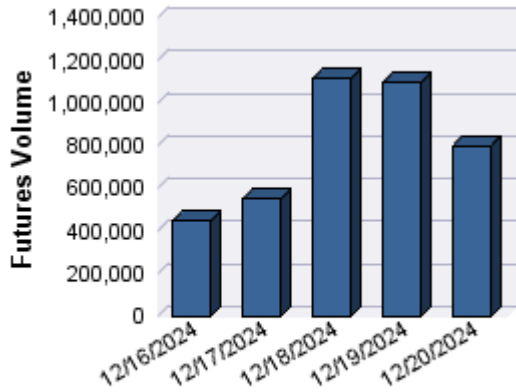
Product Description	Month	Volume	OI
2Y NOTE FUT	MAR25	798,558	4,201,990
2Y NOTE FUT	DEC24	5	44
2Y NOTE FUT	JUN25	0	7
Product Description	Month	Volume	OI
3Y NOTE FUT	MAR25	6,016	7,731
Product Description	Month	Volume	OI
5Y NOTE FUT	MAR25	1,308,510	6,121,899
5Y NOTE FUT	DEC24	2,161	741
Product Description	Month	Volume	OI
10Y NOTE FUT	MAR25	1,686,885	4,445,805
10Y NOTE FUT	JUN25	181	384
10Y NOTE FUT	DEC24	0	7
Product Description	Month	Volume	OI
30Y BOND FUT	MAR25	411,294	1,873,119
30Y BOND FUT	JUN25	223	940
30Y BOND FUT	DEC24	0	2,163
Product Description	Month	Volume	OI
ULTRA T-BND FUT	MAR25	253,724	1,761,972
ULTRA T-BND FUT	JUN25	1	1
ULTRA T-BND FUT	DEC24	0	32,429
Product Description	Month	Volume	OI
TN FUT TN F	MAR25	532,071	2,148,211
TN FUT TN F	DEC24	0	1,606

Trade Date	Futures Volume
12/16/2024	3,428,180
12/17/2024	4,351,755
12/18/2024	6,591,527
12/19/2024	7,201,452
12/20/2024	4,999,834

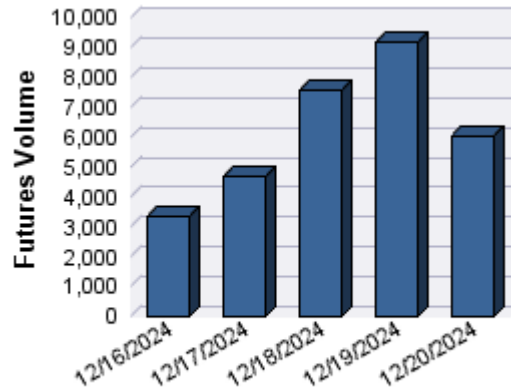
Trade Date	Futures Open Interest
12/16/2024	20,647,192
12/17/2024	20,588,071
12/18/2024	20,636,712
12/19/2024	20,671,748
12/20/2024	20,608,266

For questions or concerns regarding this report please contact Dave Reif at +1(312)648-3839

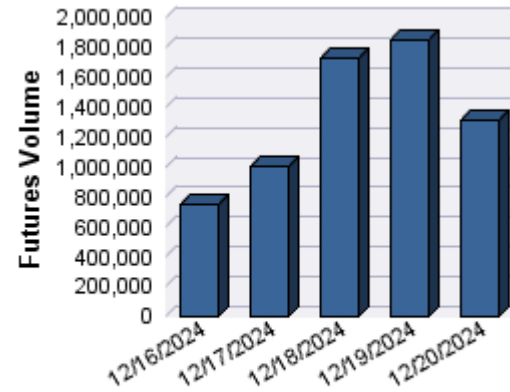
Volume: Last 5 Trade Days for Treasury Futures Products



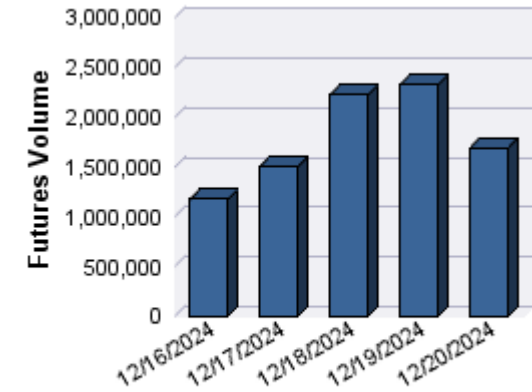
2YR Note Futures



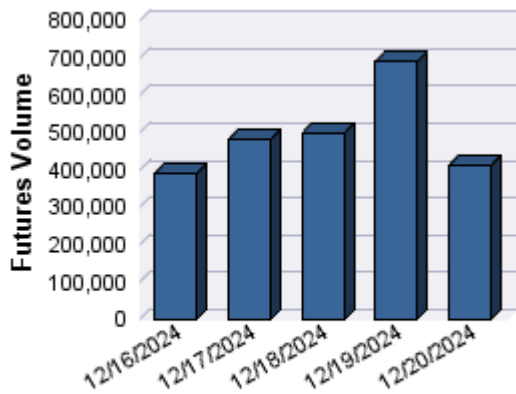
3 YR Note Futures



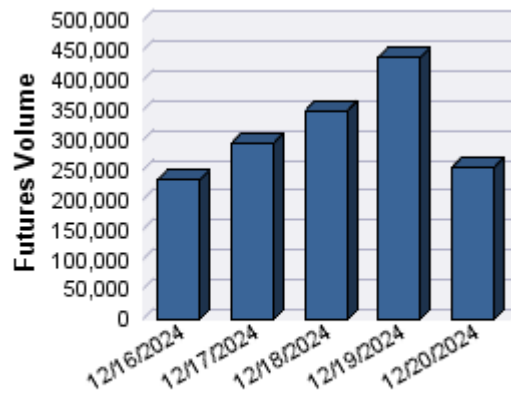
5 YR Note Futures



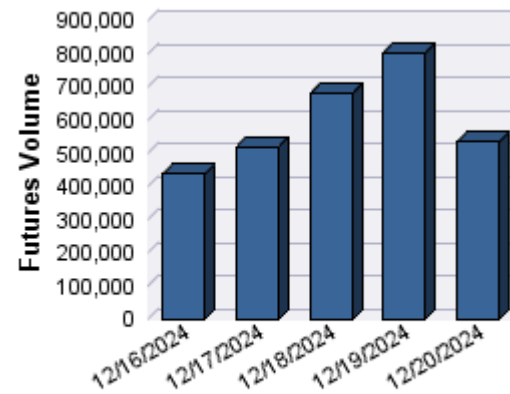
10YR Note Futures



30YR Bond Futures



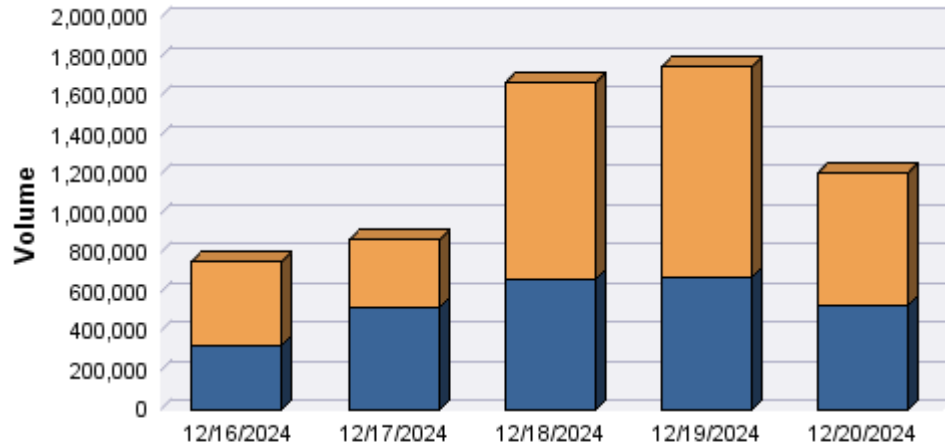
Ultra Bond Futures



Ultra 10-Year Treasury Not...

For questions or concerns regarding this report please contact Dave Reif at +1(312)648-3839

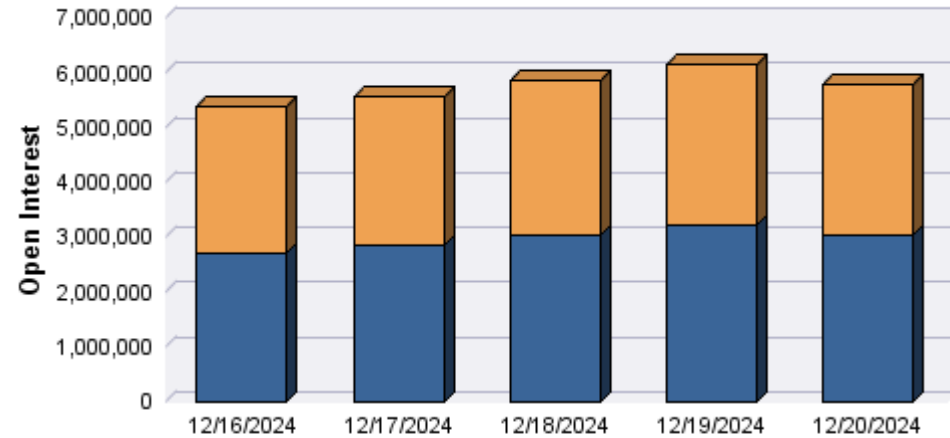
All Treasury Options Volume: Last 5 Trade Days



Put Call Description

Put Option Call Option

All Treasury Options Open Interest: Last 5 Trade Days



Put Call Description

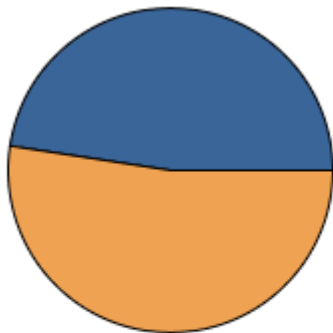
Put Option Call Option

	Call Option	Put Option	% in Call Options	% in Put Options	Total
12/16/2024	325,310	424,683	43.38%	56.62%	749,993
12/17/2024	517,049	346,739	59.86%	40.14%	863,788
12/18/2024	658,736	1,009,816	39.48%	60.52%	1,668,552
12/19/2024	670,689	1,077,624	38.36%	61.64%	1,748,313
12/20/2024	531,378	678,212	43.93%	56.07%	1,209,590

	Call Option	Put Option	% in Call Options	% in Put Options	Total
12/16/2024	2,700,443	2,664,318	50.34%	49.66%	5,364,761
12/17/2024	2,832,173	2,717,460	51.03%	48.97%	5,549,633
12/18/2024	3,021,737	2,832,538	51.62%	48.38%	5,854,275
12/19/2024	3,217,222	2,923,855	52.39%	47.61%	6,141,077
12/20/2024	3,010,812	2,775,856	52.03%	47.97%	5,786,668

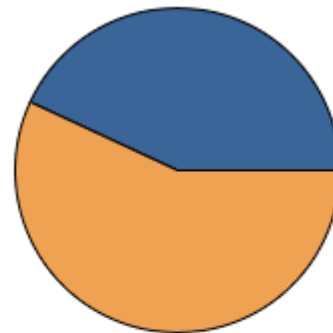
For questions or concerns regarding this report please contact Dave Reif at +1(312)648-3839

VOLUME: Put Call Breakdown for Treasury Options on Trade Date:12/20/24



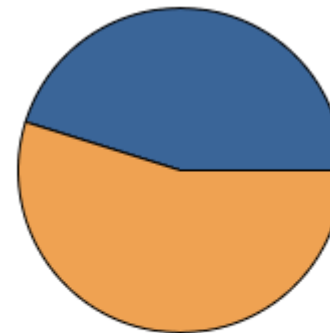
2 Yr Note Options

■ Call Option ■ Put Option



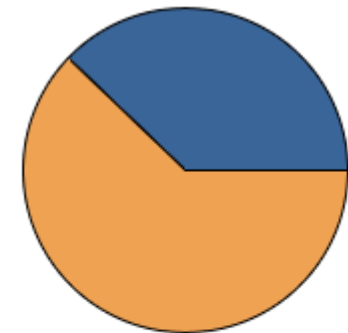
5 Yr Note Options

■ Call Option ■ Put Option



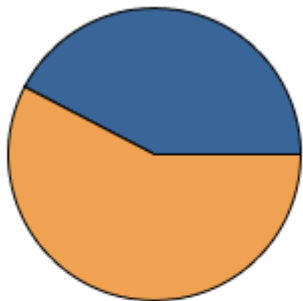
10 Yr Note Options

■ Call Option ■ Put Option



30 Yr Bond Options

■ Call Option ■ Put Option



Ultra Bond Options

■ Call Option ■ Put Option

Product Group	Call Option Volume	Put Option Volume	% in Call Options	% in Put Options	Total
2 YR Note Options	9,965	10,937	47.67%	52.33%	20,902
5 YR Note Options	58,659	78,130	42.88%	57.12%	136,789
10 YR Note Options	310,380	398,743	43.77%	56.23%	709,123
30 YR Bond Options	38,911	82,946	31.93%	68.07%	121,857
Ultra Bond Options	1,334	1,816	42.35%	57.65%	3,150
	112,129	105,640	51.49%	48.51%	217,769
Total	531,378	678,212	43.93%	56.07%	1,209,590

Ultra 10-Year Treasury Note Options

■

Treasury Market Update: Option Market Overview



For questions or concerns regarding this report please contact Dave Reif at +1(312)648-3839

VOLUME: Top Treasury Options Traded On: 12/20/2024

Top Options Products Traded On: 12/20/24

Product Short Desc	Month	Volume
10Y NOTE PUT	JAN25	165,003
10Y NOTE PUT	FEB25	163,771
10Y NOTE CALL	JAN25	137,783
10Y NOTE CALL	MAR25	102,787
10Y NOTE PUT	MAR25	69,574
10Y NOTE CALL	FEB25	69,415
30Y BOND PUT	JAN25	55,437
10Y WK3 NOTE P TY3 O P	DEC24	51,728
5Y NOTE PUT	FEB25	44,185
10Y WK3 NOTE C TY3 O C	DEC24	35,641
10Y WK1 NOTE C TY1 O C	JAN25	32,768
5Y NOTE CALL	FEB25	26,829
5Y NOTE PUT	JAN25	20,091
30Y BOND PUT	FEB25	18,474
5Y NOTE CALL	JAN25	17,369
30Y BOND CALL	JAN25	16,852
30Y WK3 BOND C US3 O C	DEC24	15,152
10Y WK1 NOTE P TY1 O P	JAN25	14,749

Top Traded Strikes for Select Products Traded On: 12/20/24

2YR Options	Month	Strike	Volume
2Y NOTE CALL	FEB25	103	2,500
2Y NOTE CALL	FEB25	103.2	1,567
2Y NOTE PUT	FEB25	102.5	1,458
2Y NOTE CALL	MAR25	103	1,375
2Y NOTE PUT	FEB25	102.2	1,180

10YR Options	Month	Strike	Volume
10Y NOTE PUT	FEB25	103	61,206
10Y NOTE PUT	JAN25	108.2	40,201
10Y NOTE PUT	JAN25	108.5	38,662
10Y NOTE CALL	JAN25	109	21,089
10Y NOTE PUT	JAN25	109	20,740

ULTRA T-BND Options	Month	Strike	Volume
ULTRA T-BND C	MAR25	1,250	750
ULTRA T-BND P	MAR25	1,140	550
ULTRA T-BND P	JAN25	1,200	350

5YR Options	Month	Strike	Volume
5Y NOTE PUT	FEB25	106	12,642
5Y NOTE CALL	FEB25	106.5	8,712
5Y NOTE CALL	JAN25	106.5	7,892
5Y NOTE PUT	JAN25	106.5	7,003
5Y NOTE PUT	FEB25	106.5	6,347

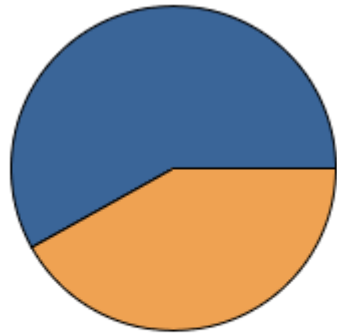
30YR Options	Month	Strike	Volume
30Y BOND PUT	JAN25	1,130	13,612
30Y BOND PUT	JAN25	1,120	13,326
30Y BOND PUT	JAN25	1,135	8,371
30Y BOND PUT	FEB25	1,110	4,286
30Y BOND CALL	JAN25	1,150	4,025

Ultra 10-Year Treasury Note Options	Month	Strike	Volume

Weekly Options	Month	Strike	Volume

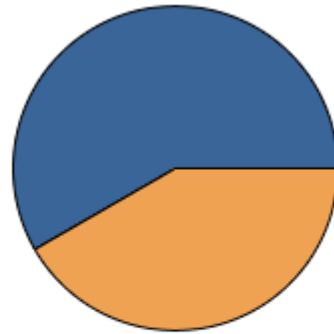
For questions or concerns regarding this report please contact Dave Reif at +1(312)648-3839

OPEN INTEREST: Put Call Breakdown for Treasury Options on Trade Date 12/20/24



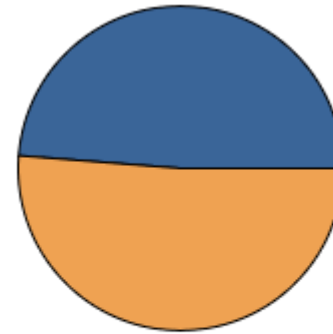
2 YR Note Options

■ Call Option ■ Put Option



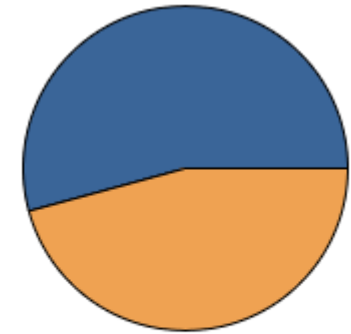
5 YR Note Options

■ Call Option ■ Put Option



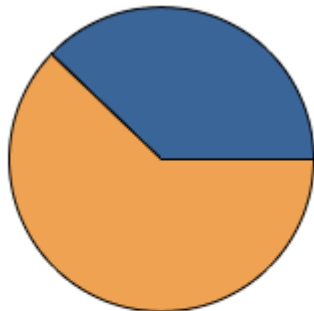
10 YR Note Options

■ Call Option ■ Put Option



30 YR Bond Options

■ Call Option ■ Put Option



Ultra Bond Options

■ Call Option ■ Put Option

Option Group	Call Option OI	Put Option OI	% in Call Options	% in Put Options	Total
2 YR Note Options	124,576	89,843	58.10%	41.90%	214,419
5 YR Note Options	644,926	460,874	58.32%	41.68%	1,105,800
10 YR Note Options	1,680,258	1,766,301	48.75%	51.25%	3,446,559
30 YR Bond Options	420,305	354,534	54.24%	45.76%	774,839
Ultra Bond Options	5,179	8,502	37.86%	62.14%	13,681
	135,568	95,802	58.59%	41.41%	231,370
All	3,010,812	2,775,856	52.03%	47.97%	5,786,668

Ultra 10-Year Treasury Note Options

■

Treasury Market Update: Option Market Overview



For questions or concerns regarding this report please contact Dave Reif at +1(312)648-3839

OPEN INTEREST: Top Treasury Options On 12/20/2024

Top Open Interest Products On: 12/20/2024

Product Short Desc	Month	Open Interest	OI Diff
10Y NOTE CALL	JAN25	832,906	29950
10Y NOTE PUT	JAN25	812,222	11931
10Y NOTE PUT	FEB25	603,775	50709
10Y NOTE CALL	FEB25	490,049	12881
10Y NOTE CALL	MAR25	352,865	47245
10Y NOTE PUT	MAR25	347,855	24208
5Y NOTE CALL	JAN25	280,187	2017
30Y BOND CALL	JAN25	209,791	2202
5Y NOTE CALL	FEB25	202,946	13285
5Y NOTE PUT	JAN25	182,362	-403
5Y NOTE CALL	MAR25	159,231	7561
5Y NOTE PUT	FEB25	155,545	173
30Y BOND PUT	JAN25	153,065	6900
5Y NOTE PUT	MAR25	120,321	3470
30Y BOND PUT	FEB25	110,106	4557
30Y BOND CALL	MAR25	103,343	1732
30Y BOND CALL	FEB25	90,069	964
30Y BOND PUT	MAR25	86,408	2565

Top Open Interest by Strike On: 12/20/2024

2YR Options	Month	Strike	OI	OI Diff
2Y NOTE CALL	JAN25	103.5	15,873	UNCHG
2Y NOTE CALL	MAR25	103.2	11,451	33
2Y NOTE CALL	JAN25	103	9,646	72
2Y NOTE PUT	JAN25	102.3	6,810	UNCHG
2Y NOTE CALL	JAN25	102.8	6,691	212

10 YR Options	Month	Strike	OI	OI Diff
10Y NOTE CALL	JAN25	112	91,526	7093
10Y NOTE PUT	FEB25	107.5	71,419	-3371
10Y NOTE PUT	JAN25	108.5	70,923	17147
10Y NOTE PUT	FEB25	108	69,217	-786
10Y NOTE CALL	JAN25	111	64,223	563

Ultra Bond Options	Month	Strike	OI	OI Diff
ULTRA T-BND C	JAN25	1,260	1,501	UNCHG
ULTRA T-BND P	MAR25	1,180	1,200	UNCHG
ULTRA T-BND P	JAN25	1,280	1,100	UNCHG
ULTRA T-BND P	MAR25	1,260	800	UNCHG
ULTRA T-BND P	JAN25	1,270	763	UNCHG

ULT10-YR US TREAS NOTE OPT	Month	Strike	OI	OI Diff

5YR Options	Month	Strike	OI	OI Diff
5Y NOTE CALL	JAN25	107.5	41,944	-319
5Y NOTE CALL	JAN25	107	28,998	84
5Y NOTE PUT	FEB25	106	28,319	1409
5Y NOTE CALL	JAN25	109	25,663	UNCHG
5Y NOTE CALL	JAN25	107.2	24,762	-385

30YR Options	Month	Strike	OI	OI Diff
30Y BOND CALL	JAN25	1,190	18,830	-398
30Y BOND CALL	JAN25	1,210	18,272	UNCHG
30Y BOND CALL	JAN25	1,220	16,766	UNCHG
30Y BOND PUT	JAN25	1,160	15,614	-74
30Y BOND CALL	MAR25	1,230	14,065	12

Weekly Options	Month	Strike	OI	OI Diff