

CME Clearing Q1 2024 Quantitative Disclosures Call

June 2024

Recording Disclaimer

This event will be recorded for the purposes of archived viewing for attendees unable to attend the live session. By participating in this event, you are considered to have consented to the recording. All video and audio communications must remain professional and relevant to the topic and purpose of the event. Personal views or opinions expressed during the event are those of the participants and may not necessarily reflect the official policy or position of CME Group.

Disclaimer & Terms of Use

The content in this communication has been compiled by CME Group for general purposes only and is not intended to provide, and should not be construed as, advice. Although every attempt has been made to ensure the accuracy of the information within this communication as of the date of publication, CME Group assumes no responsibility for any errors or omissions and will not update it. Additionally, all examples and information in this communication are used for explanation purposes only and should not be considered investment advice or the results of actual market experience. All matters pertaining to rules and specifications herein are made subject to and superseded by official CME, CBOT, NYMEX and COMEX rulebooks. Current rules should be consulted in all cases including matters relevant to contract specifications.

CME Group does not represent that any material or information contained in this communication is appropriate for use or permitted in any jurisdiction or country where such use or distribution would be contrary to any applicable law or regulation. In any jurisdiction where a CME Group entity is not authorized to do business or where such distribution would be contrary to the local laws and regulations, this communication has not been reviewed or approved by any regulatory authority and access shall be at the liability of the user.

CME holds the following international authorizations for its clearing house operations:

- In Australia, CME has a Clearing and Settlement Facility License.
- In Canada, CME is exempt from the requirement to be recognized as a clearing agency in Alberta, Ontario, and Quebec.
- In Hong Kong, CME is authorised to provide Automated Trading Services to Hong Kong investors via its CME Clearing System under Part III of the Securities and Futures Ordinance.
- In Japan, CME has a Foreign Financial Instrument Clearing Organisation license under the Financial Instruments and Exchange Act of Japan.
- In Mexico, CME is a recognized foreign CCP.
- In Singapore, CME is a recognized clearing house under the Securities and Futures Act (Cap. 289) ("SFA"). Save as aforesaid, none of the CME Group entities are licensed to carry on regulated activities under the SFA or to provide financial advisory services under the Financial Advisers Act (Chapter 110) in Singapore.
- In Switzerland, CME is a recognized foreign CCP.
- In the EU, CME is a recognized third-country CCP in accordance with Regulation (EU) No 648/2012 of the European Parliament and of the Council of 4 July 2012 on OTC derivatives, central counterparties and trade repositories (EMIR).
- In the UK, CME offers clearing services under the Temporary Recognition Regime of Central Counterparties.

CME Group, the Globe Logo, CME, Globex, E-Mini, CME Direct, CME DataMine and Chicago Mercantile Exchange are trademarks of Chicago Mercantile Exchange Inc. CBOT and the Chicago Board of Trade are trademarks of the Board of Trade of the City of Chicago, Inc. NYMEX and ClearPort are trademarks of New York Mercantile Exchange, Inc. COMEX is a trademark of Commodity Exchange, Inc. All other trademarks are the property of their respective owners.

Copyright © 2024 CME Group Inc. All rights reserved.

Mailing Address: 20 South Wacker Drive, Chicago, Illinois 60606

Speakers

Sean Downey

Managing Director, CME Clearing CCO, ERO & Policy

Robert Taylor

Senior Director, Clearing Policy and Market Structure

Chris Buh

Senior Associate, Risk Policy

Agenda

1 Introduction

2 Q1 2024 PQD Highlights

3 Review of Key PQDs

4 Q&A

Introduction

CME Clearing: Q1 2024 Quantitative Disclosures Call

CME Clearing provides clearing and settlement services for a broad range of exchange-traded futures and options on futures and cleared swaps

- Chicago Mercantile Exchange Inc. (“CME”) is registered with the Commodity Futures Trading Commission (“CFTC”) as a derivatives clearing organization (“DCO”) and was designated as a systemically important financial market utility under Title VIII of the Dodd-Frank Wall Street Reform and Consumer Protection Act by the Financial Stability Oversight Council
 - CME Clearing is subject to the core principles for DCOs established in the Commodity Exchange Act and the CFTC regulations promulgated thereunder (e.g., Part 39 of CFTC Regulations), including those applicable to systemically important DCOs (e.g. Subpart C of Part 39)
- CME Clearing operates two distinct clearing services that each have their own independent financial safeguards waterfall
 - The Base products financial safeguards waterfall covers the clearing of futures and options on futures and non-IRS cleared swaps
 - The IRS products financial safeguards waterfall covers the clearing of IRS and contracts portfolio margined with IRS

Consistent with Part 39 of the CFTC Regulations, CME Clearing adheres to the CPMI-IOSCO’s *Principles for financial market infrastructures* published in April 2012 (“PFMI”)

- CME Clearing publishes a quantitative disclosures in line with the recommendations laid out under CPMI-IOSCO’s *Public quantitative disclosure standards for central counterparties* (“PQDs”) published in February 2015*
- CME Clearing’s quantitative disclosure document is updated on a quarterly basis and provides a comprehensive view into key quantitative metrics pertaining to CME Clearing’s clearing services

* <https://www.cmegroup.com/clearing/cpmi-iosco-reporting.html>

Q1 2024 Highlights*

CME Clearing: Q1 2024 Quantitative Disclosures Call

- **0** Theoretical Default Fund breach over the observation period (3 months)
- **2** Margin coverage breaches occurred over the observation period (12 months)
- Achieved margin coverage of **99.99%** in Base and **100%** in IRS over the observation period (12 months)
- **0** Liquidity coverage breaches over the observation period (12 months)
- **99.9%** operational availability across CME Clearing's core systems over the observation period (12 months)

Financial Resources

\$267.4 Billion Total Amount of Initial Margin

Total Value of Mutualized Default Resources

\$9.7 Billion Prefunded Participant Contributions

\$250 Million CME Contributed Capital

\$21.4 Billion Participant Commitment Resources

**Note, this document uses the terminology used in the PQDs for consistency with the published disclosures, which in some cases differs from the CME Group Exchanges Rules – e.g., CME Group Exchange Rules use the term “Guaranty Fund”, opposed to “Default Fund”.*

Review of Key PQDs

Mutualized Default Fund Resources

CME Clearing: Q1 2024 Quantitative Disclosures Call

\$28.06 billion total available mutualized resources as of the end of Q1 2024 in the event of a Base Clearing Member default

Base Financial Safeguards Waterfall	
Required Default Fund Contributions	\$7,457,056,673
Designated CME Contribution	\$100,000,000
Assessment Powers	\$20,506,905,851
Total	\$28,063,962,523

\$3.32 billion total available mutualized resources as of the end of Q1 2024 in the event of an IRS Clearing Member default

IRS Financial Safeguards Waterfall	
Required Default Fund Contributions	\$2,277,200,697
Designated CME Contribution	\$150,000,000
Assessment Powers	\$898,040,433
Total	\$3,325,241,130

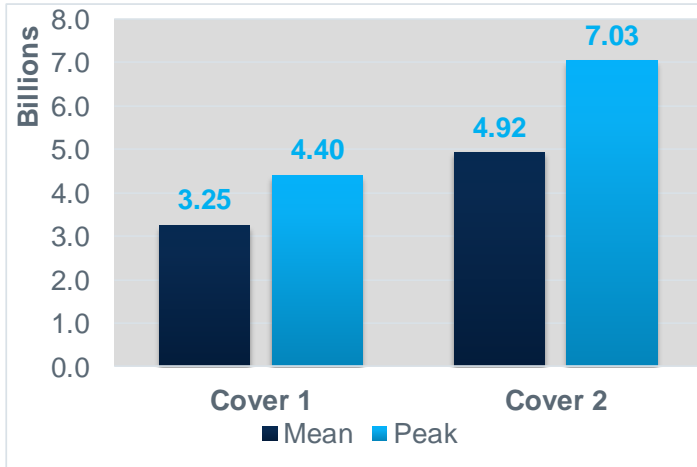
PQD References: 4.1.1, 4.1.4, and 4.1.8

Default Fund Stress Testing Results

CME Clearing: Q1 2024 Quantitative Disclosures Call

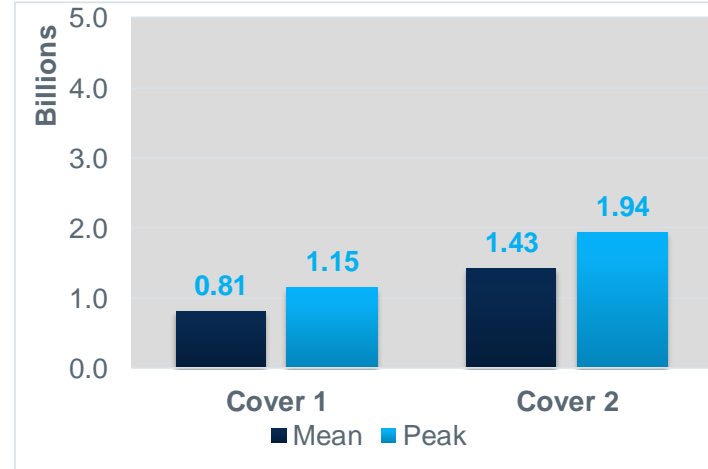
Cover 2 standard **met at all times** for Base Default Fund – i.e., estimated stress losses (in excess of initial margin) never greater than Base Default Fund

Base Stress Test Loss



Cover 2 standard **met at all times** for IRS Default Fund – i.e., estimated stress losses (in excess of initial margin) never greater than IRS Default Fund

IRS Stress Test Loss

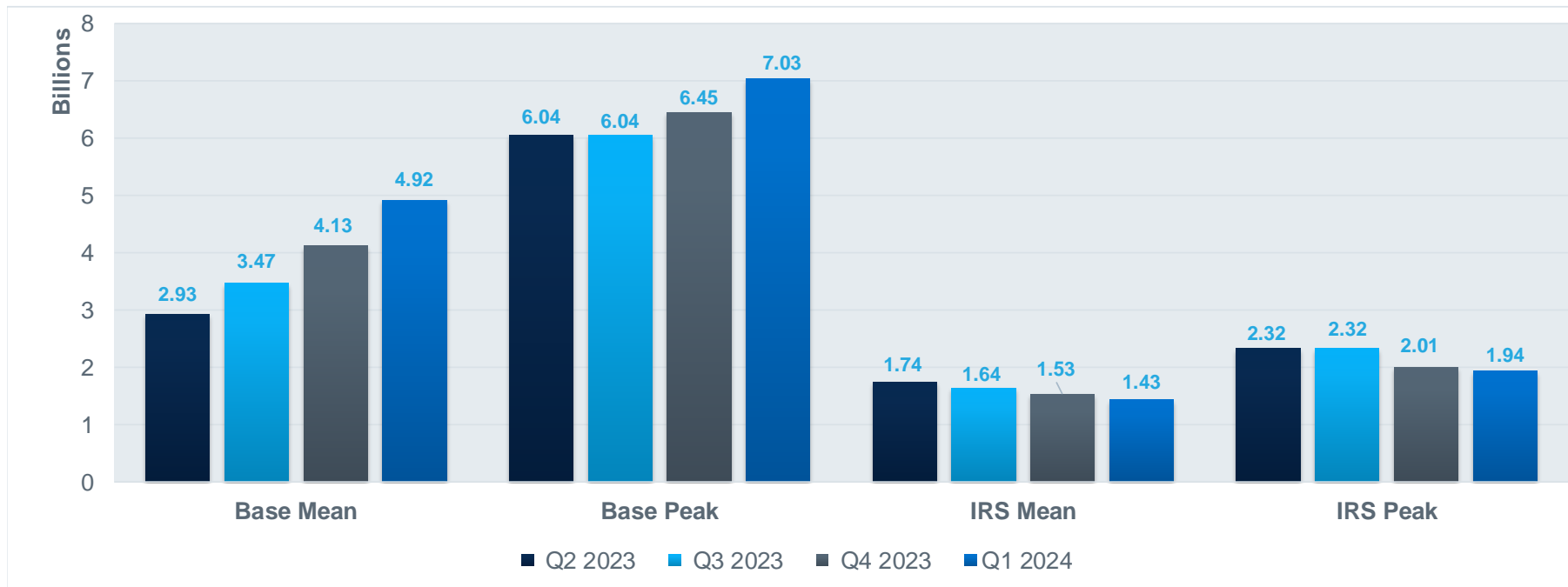


Note, results use a 12 month period.

PQD References: 4.4.7

Default Fund Stress Testing Results

CME Clearing: Q1 2024 Quantitative Disclosures Call



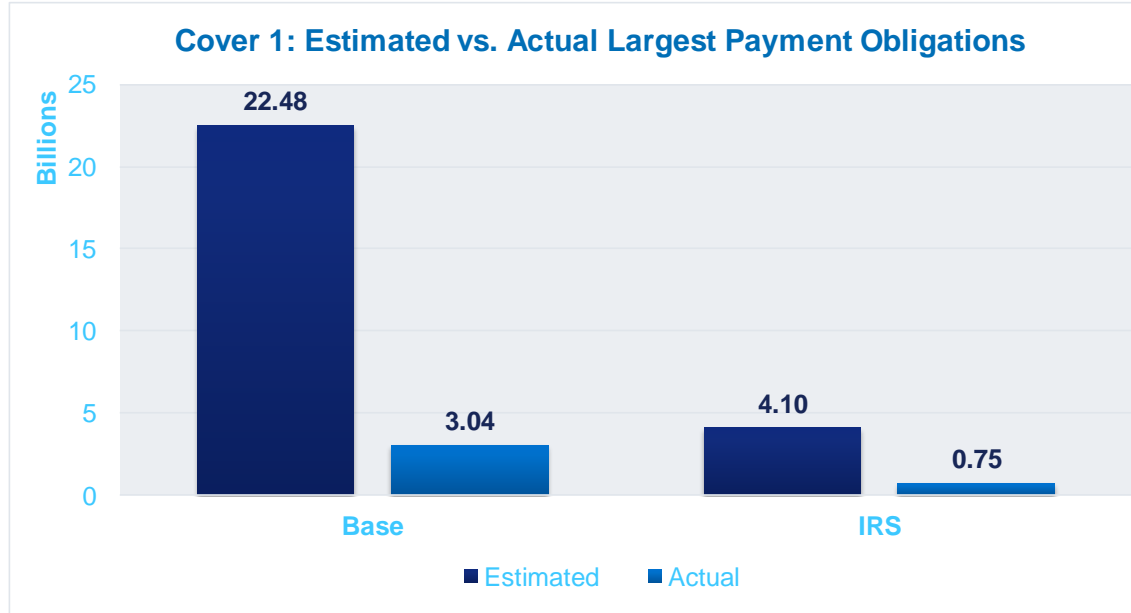
Note, results use a 12 month period.

PQD References: 4.4.3 and 4.4.7

Liquidity Stress Testing Results

CME Clearing: Q1 2024 Quantitative Disclosures Call

There were no theoretical or actual liquidity coverage breaches during Q1 2024



*Note, largest estimated payment obligations are reported over the reporting quarter, whereas the largest actual payment obligations are reported over the previous 12 months.
PQD References: 7.3.1 and 7.3.4*

Size and Composition of Qualifying Liquidity Resources

CME Clearing: Q1 2024 Quantitative Disclosures Call

Composition of Qualifying Liquidity Resources – as of the end of Q1 2024	Amount
Cash Deposited at Central Bank of Issue	\$ 85,088,659,773
Cash Deposited at other Central Banks	\$ -
Cash Deposited at Commercial Banks (Secured) including Reverse Repo	\$ -
Cash Deposited at Commercial Banks (Unsecured)	\$ 7,407,679,197
Secured Committed Lines of Credit (including FX Swaps and Committed Repo)	\$ 7,750,000,000
Unsecured Committed Lines of Credit	\$ -
Highly Marketable Collateral and Convertible into Cash with Prearranged and Highly Reliable Funding Arrangements	\$ 36,000,000,000
Other	\$ 100,553,553,842
Total	\$ 236,799,892,812

PQD References: 7.1.2 thru 7.1.8

Margin Backtesting Results

CME Clearing: Q1 2024 Quantitative Disclosures Call

2 margin breaches occurred during Q1 2024

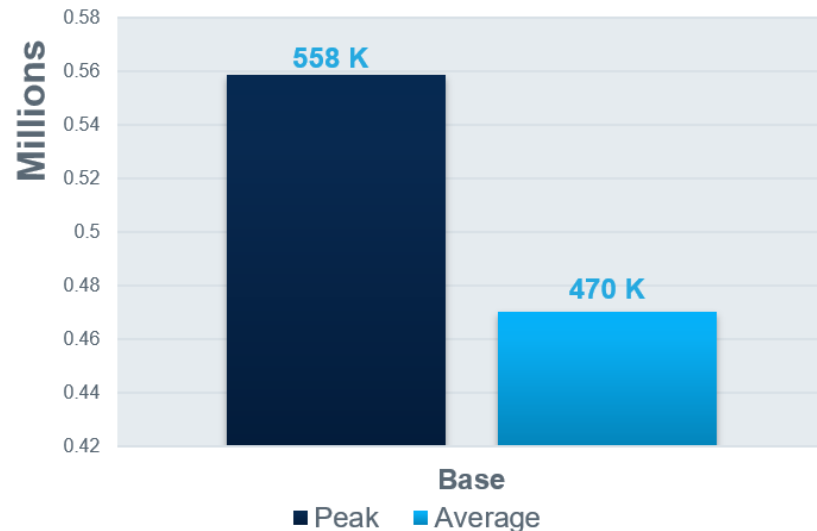
Backtesting Results*

	Base	IRS
# of Margin Breaches	2	0
Achieved Coverage Level	99.99%	100.00%

*Reporting period captures the previous 12 months. Two Base breaches occurred in Q1 2024. No IRS breaches have occurred in the last 12 months.

PQD References: 6.5.1.1 thru 6.5.5

Uncovered Exposure*



Initial Margin Required

CME Clearing: Q1 2024 Quantitative Disclosures Call

\$205 billion total initial margin required as of the end of Q1 2024

Base Products		
	Q4 2023	Q1 2024
House – Net	37,372,054,862	\$38,674,949,493
Client – Gross*	165,251,391,295	\$166,194,216,942
Total	\$202,625,446,155	\$204,869,166,435

**All client margins are required on a gross basis – i.e., client net margining is not permitted.*

\$37 billion total initial margin required as of the end of Q1 2024

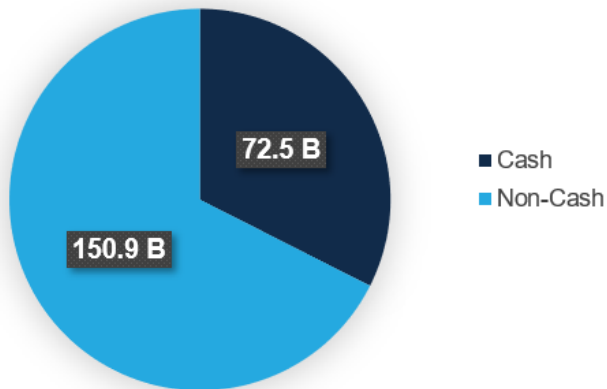
IRS Products		
	Q4 2023	Q1 2024
House – Net	9,216,848,513	\$8,970,043,806
Client – Gross*	28,210,392,122	\$28,470,673,623
Total	\$37,427,240,635	\$37,440,717,429

**All client margins are required on a gross basis – i.e., client net margining is not permitted.*

Collateral Composition of Initial Margin – Cash vs Non-Cash

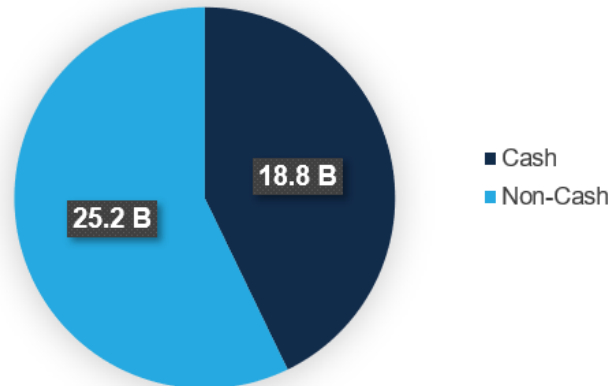
CME Clearing: Q1 2024 Quantitative Disclosures Call

Base



***93% of Base cash deposited at central banks**

IRS



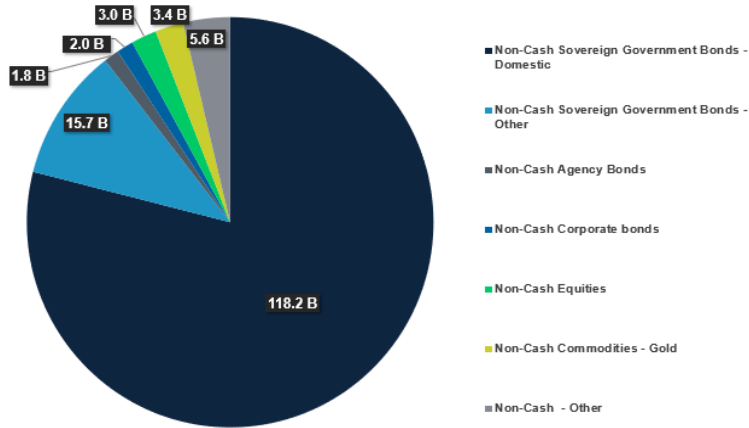
***98% of IRS cash deposited at central banks**

*Note, figures provided reflect post-haircut amounts as of the end of Q1 2024.
PQD References: 6.2.1 thru 6.2.14*

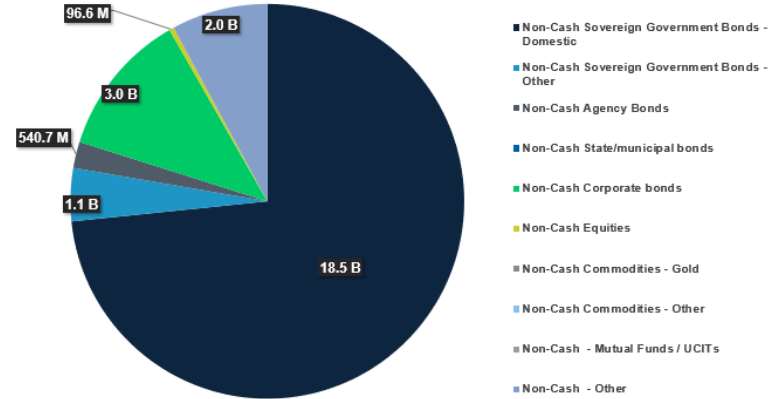
Collateral Composition of Initial Margin – Non-Cash Breakdown

CME Clearing: Q1 2024 Quantitative Disclosures Call

Base



IRS



Note 1: Figures provided reflect post-haircut amounts as of the end of Q1 2024.

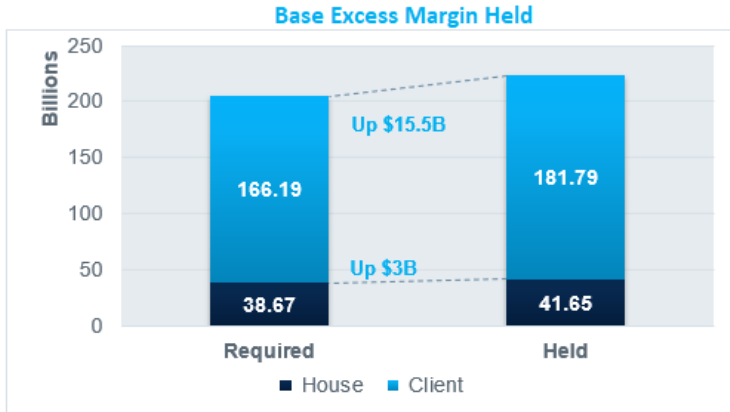
Note 2: Non-Cash Sovereign Government Bonds – Domestic are US Treasuries

PQD References: 6.2.1 thru 6.2.14

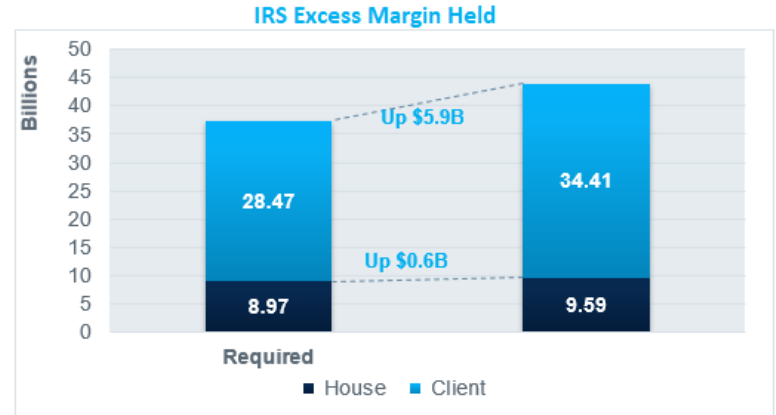
Excess Margin Held

CME Clearing: Q1 2024 Quantitative Disclosures Call

\$18.5 billion excess margin held for Base products as of the end of Q1 2024



\$6.56 billion excess margin held for IRS products as of the end of Q1 2024

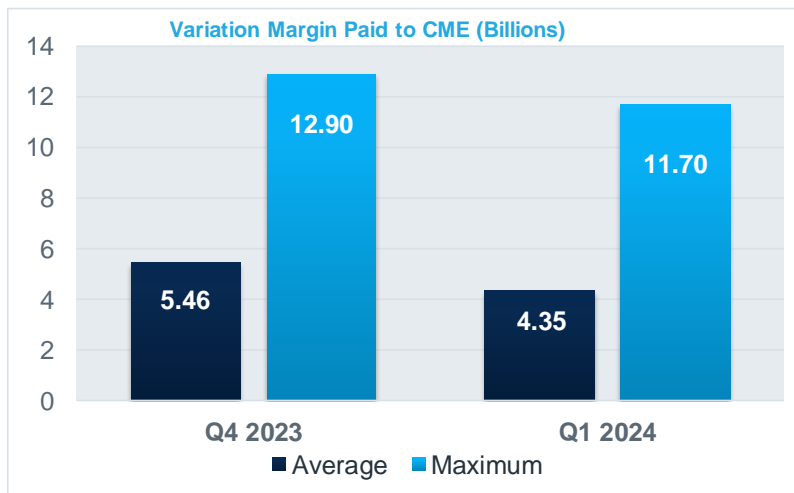


Note, excess margin held is the margin held above the required amount.
PQD References: 6.1.1 and 6.2.15

Settlement Variation Flows/Initial Margin Calls

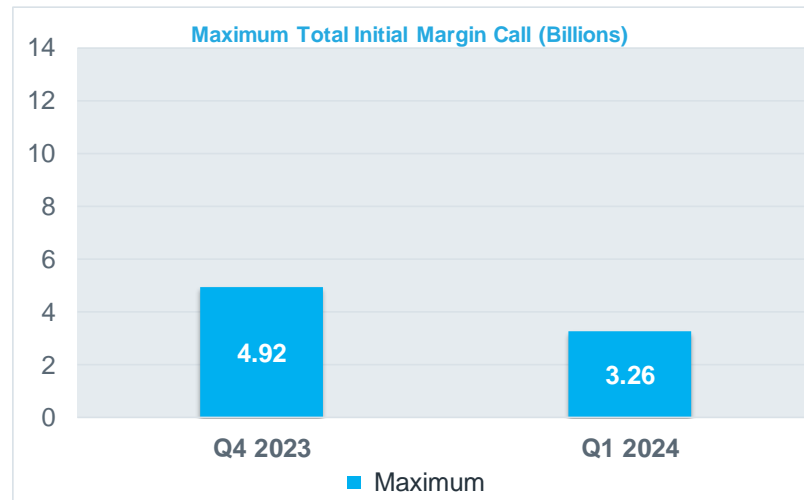
CME Clearing: Q1 2024 Quantitative Disclosures Call

Average variation paid to CME decreased by 20% and maximum variation paid to CME decreased 9% in Q1 2024.



*Note: figures include any intraday variation payments. Settlement variation is exchanged on a net basis.
PQD References: 6.6.1 and 6.7.1*

Maximum total initial margin call decreased by 34% in Q1 2024.

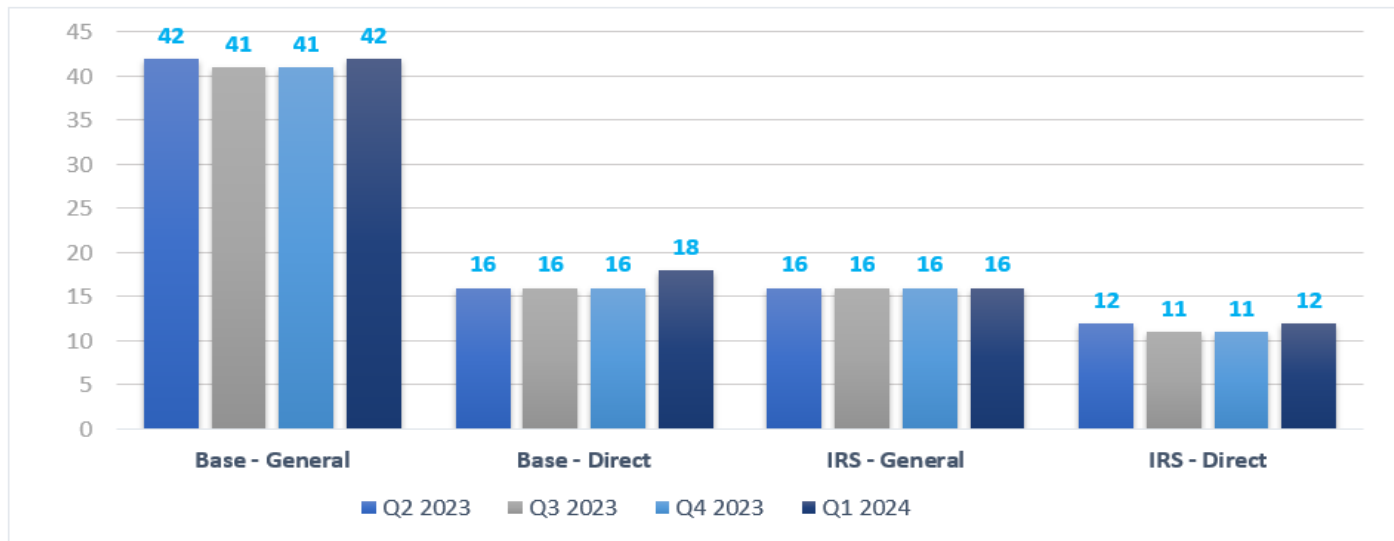


*Note: figures include any intraday initial margin payments. Customer initial margin is collected on a gross basis.
PQD Reference: 6.8.1*

Number of Clearing Members

CME Clearing: Q1 2024 Quantitative Disclosures Call

Clearing membership continues to remain stable at CME Clearing



Note, "Direct" references Clearing Members that only clear house business and "General" references Clearing Members that can also clear for clients.
PQD References: [18.1.1.1](#) and [18.1.1.2](#)

Q & A

We encourage you to participate in our discussion today **using the Q&A feature** available via the WebEx app.

To submit questions, please follow these steps:

- Click into the Q&A box located on the right side of your screen
- Click the “Ask:” drop down menu
- Select **All Panelists** from the list of panelists
- Type your question and hit send
- Your question will be anonymous to other event attendees**

Thank you

For questions regarding the CME Clearing's CPMI-IOSCO
Qualitative or Quantitative Disclosures, please contact:

CMEPFMIResponse@cmegroup.com

